



*The* **KENT** *Corporation*

4446 Pinson Valley Parkway & Kent Road, Birmingham,

P.O. Box 170399,

Birmingham, Alabama 35217

Phone (205)853-3420

Fax (205) 856-3622

[www.kentcorp.com](http://www.kentcorp.com)

Email: [sales@kentcorp.com](mailto:sales@kentcorp.com)

Designer of Store Fixtures manufactured in the USA and sold around the world

# KENT'S

## COLOR CODED CARTONS

... Reduce Waste Accumulation ...  
make installation easier-faster

It's as simple as ONE - TWO - THREE!



1. These cartons contain:  
Uprights, shoes, shoe caps, end caps.



2. These cartons contain:  
Tie bars, kickplates, end platform bases, see-through base supports.



3. These cartons contain:  
Base shelves, end platform tops.



4. These cartons contain:  
Panels, top caps, upright caps.



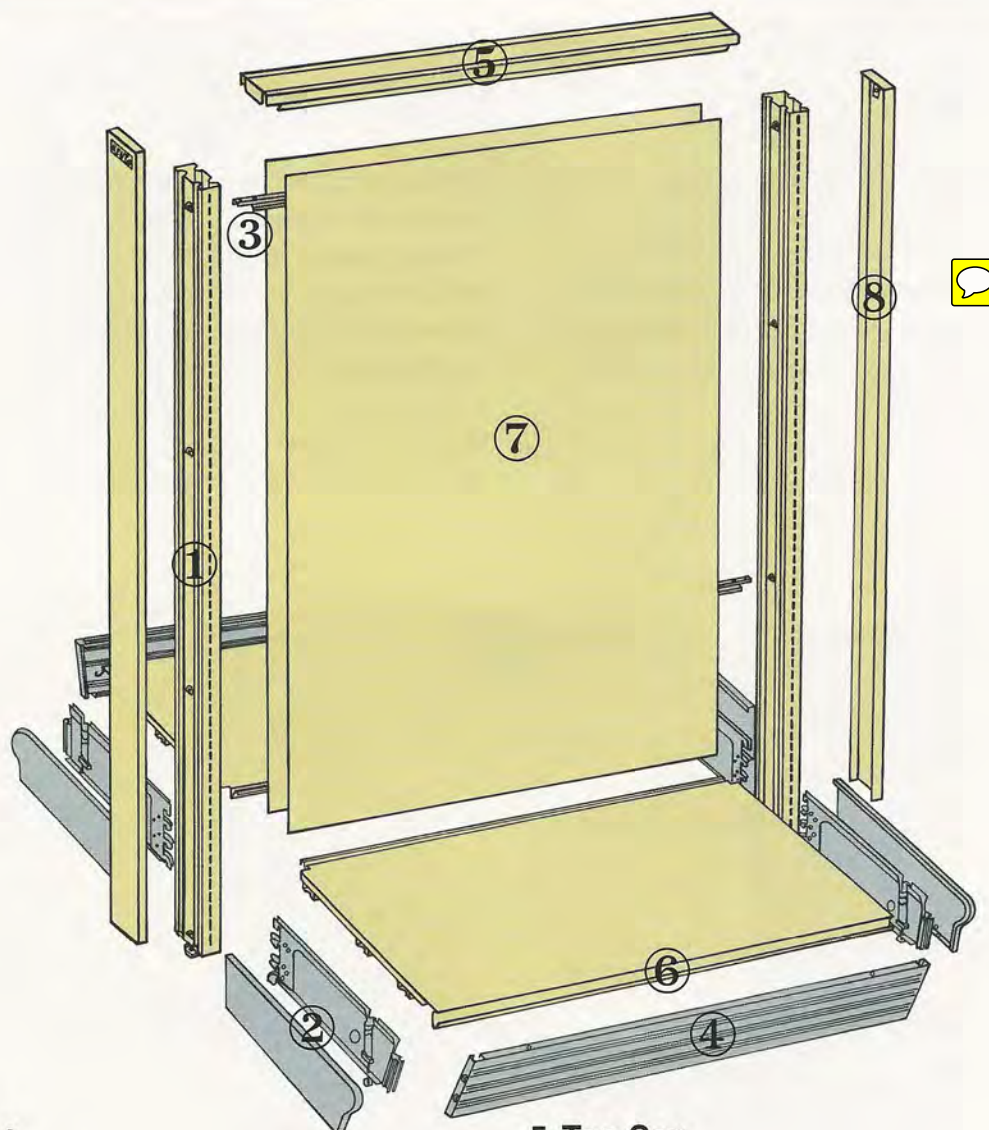
5. These cartons contain:  
Shelves, magazine racks, continuous dump baskets, dividers, mirror assemblies, end frames, canopies, rods, brackets.

All Kent Cartons are banded with plastic strapping...light, strong... holds tightly...does not scratch floors. Flexible for easy disposal.

Zips apart for removal. Simply flip tape over at weld and pull up on exposed loose end. No knives, snips, or shears required.

**ASSEMBLY INSTRUCTIONS INSIDE ►**





### 1. Upright

Kent uprights are slotted for 1" vertical adjustment. Roll-formed from special chemistry steel for accuracy and strength, heights are one piece from 30" to 120" with integral panel grooves and leveling bolts. Optional 3.0" upright width for added strength and merchandise stability.

### 2. Shoe/Shoe Cap

Standard 7" or 4" or "HS" Heavy duty Low Base are available. May be attached to uprights in the plant. "HS" shoe has I-beam construction and double clips for maximum capacity. Easily changed for resets or new merchandise plans. Shoe Caps designed for positive attachment without fasteners.

### 3. Tie Bar

Tie Bars lock securely in place preventing accidental dislodging or the need to for bending tabs. One per section required up to 78" height.

### 4. Kickplates

Kent kickplates are embossed for increased resilience to traffic and store maintenance. Open base fronts and snap-in-snap-out fronts optional.

### 5. Top Cap

Kent Top Caps are designed to complete the fixture with a smooth top line, allowing shelves to be used flush at the top of the upright.

### 6. Base Shelves

All Base Shelves are designed with integral roll-formed backpanel grooves for positive shelf alignment and elimination of an extra lower channel support. Standard base shelves accept 1.25" price tags in integral roll-formed molding fronts. Optional 55° tilt integral tag front for improved visibility. Also optional are a 1.25" angled "no-tag" front or vinyl bumper molding front for GM or non-food applications.

### 7. Backpanels

Backs of 1/4" hardboard are easily installed into full length integral upright channels. Available in a variety of styles, colors, pegboard and materials for improved presentation of products.

### 8. End covers

Kent's uniquely designed upright allows for optional upright end trim. Kent End covers are roll-formed for accuracy and designed for positive attachment.

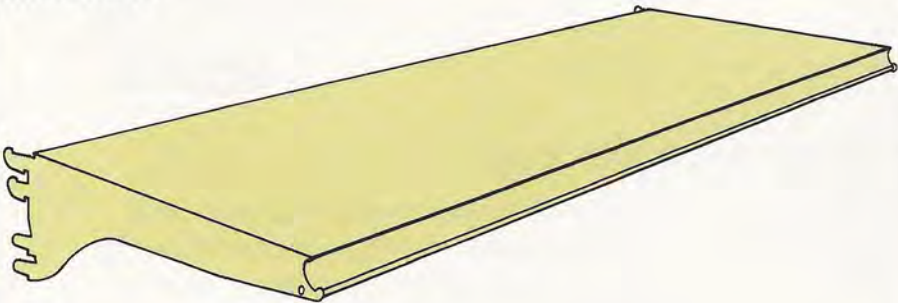


SHELVES

Kent manufactures shelves in three basic designs with options that fulfill every display need of today's merchandising plans and tomorrow's new product lines.

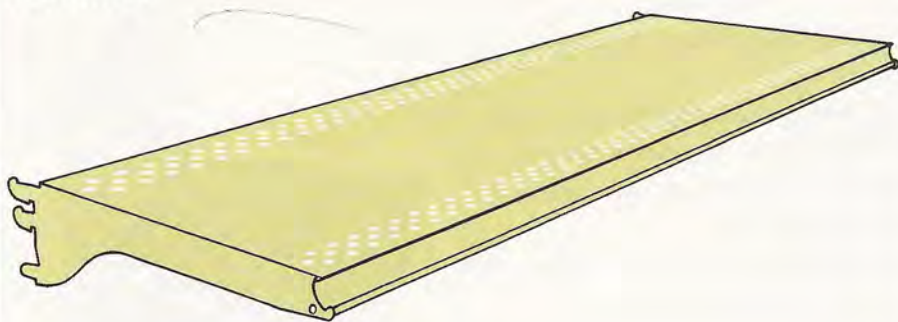
Kent shelves have straight in or out adjustability, a special feature for the merchandiser. No tilting or tipping is required to install Kent Upper shelves. New displays may be created without needless handling of inventory unaffected by the merchandising change.

Standard



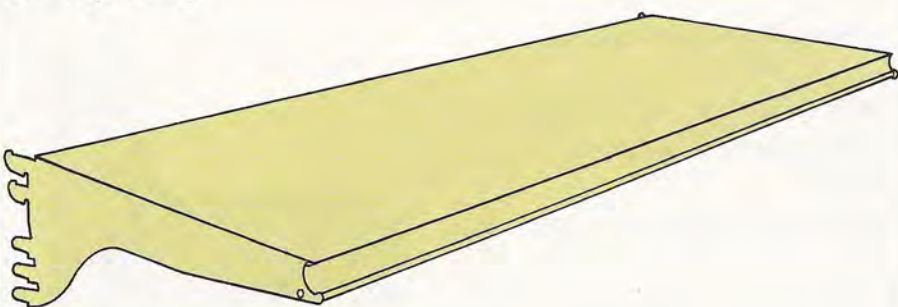
Kent's Standard Shelf is designed for versatility, satisfying a wide range of merchandising needs that require style and strength. Designed for straight insertion to a flat or 17° down-tilt position, the Standard Shelf may be supplied with any of the options shown on the following page and will accept all Kent accessories. Available in depths of 17", 19", and 21", shelves are finished in Kent's exclusive electro-coated colors of Ivory, White, Pearl Gray or Black at no additional charge.

Trimline



The Trimline is a slim, unobtrusively styled shelf bracket designed for general merchandise, drugs, soft goods, and specialty merchandising. This unit belies the strength that is inherent to all Kent upper shelves. Designed for straight insertion to a flat or 17° downtilt position, the trimline shelf may be adjusted from either position with minimum effort. Available in depths of 9", 11", 13", 15", 17", and 18", this shelf is featured with Kent's triple rows of perforations and may also be fully perforated.

Heavy Duty

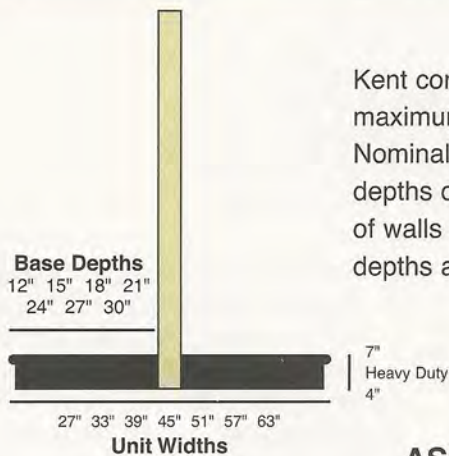


This rugged Heavy Duty shelf was developed for grocery merchandising and is also used extensively in hardware, liquor, and other retail stores where exceptionally heavy loads are displayed. Also designed for straight insertion, this shelf is available in depths of 19", 21", 23", and 25", and may be varied by the shelf options on the following page.


Optional triple rows of diamond perforations on 1" center front and back allow utilization of most any shelf accessory. Kent shelves are finished in one of four electrocoating systems, the process which builds demonstrably longer life and lasting beauty into Kent products.

Shelves produced by Kent continue the tradition of quality and workmanship established by the millions of Kent shelves in service today.






Kent components fit any store plan for maximum display of merchandise. Nominal heights of uprights and shoes, depths of base shelves and overall widths of walls and gondolas of equal base depths are listed adjacent to each profile.



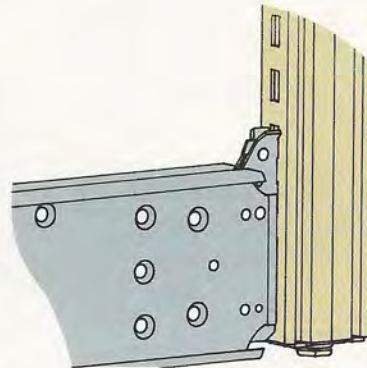
## ASSEMBLY INSTRUCTIONS

1. Attach shoes to uprights if necessary.
2. Insert single tie bar (two if height over 78") in middle slots of two adjacent uprights.
3. Snap kickplate into shoes.
4. Place base shelf in top groove of shoes, pushing shelf to rear against upright.
5. Insert back panel into upright grooves, stand and attach adjacent uprights and kickplates. Level entire run before inserting remaining base shelves and backpanels.
6. Attach top caps and end trim.
7. Install shelves where desired.


### Low Base Heavy Duty Shoe Installation



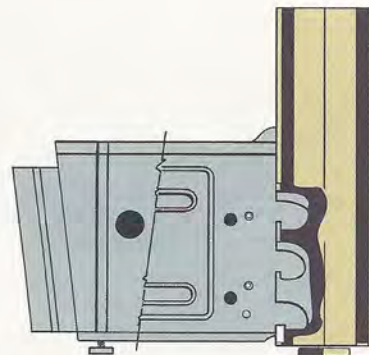
1. Insert lower tab into upright and rotate shoe into upright. Secure in place by stepping on top of shoe while pulling upright toward you.
2. Depress center tab at top of shoe, lock in place and insert drive screw.
3. Change shoe by raising center tab, then push upright away while stepping on top of shoe.



### Standard Shoe Installation



1. Tap center clip down, align with shoe tabs, insert lower tab and rotate shoe into upright.
2. Tap shoe down until drive screw holes align, insert drive screw.
3. Change shoe by removing drive screw, tap shoe upward and rotate out from upright.



*Kent's Assembly Department preassembles standard shoes and uprights, which saves time and labor during installation. Shoe and upright assemblies can be changed on-site, if necessary.*



## PRODUCT INFORMATION

Kent manufactures a variety of shelves and fixtures designed for various merchandising requirements. Many of these products and components are interchangeable. Application of fixtures should be verified when merchandising sets are changed or modified from the original set. The following general suggestions are given for many types of merchandise.

Trimline shelves feature a thinner bracket profile required in discount, drug, softlines, and specialty stores. Using the standard 2.5" upright and low 4" base are the choice when loading is not excessive and a more light and compact appearance is the fixture criteria. Even with these constraints, heavier loads may be satisfied by interchangeable components, reinforced 3.0" uprights and Standard Duty upper shelves. Standard Duty shelves were developed for heavy grocery merchandising and are also used for hardware, liquor, D.I.Y. home centers and other areas of heavy merchandise. Kent recommends 3.0" uprights, KSM or KHM shelves, and 3' modules when heavier than normal merchandise sets are anticipated.



### INVENTORY BAR CODING



Kent uses bar coded product identification system for all products. This system allows us to keep track of inventory, quick shipments and fast response to your product questions or requirements.

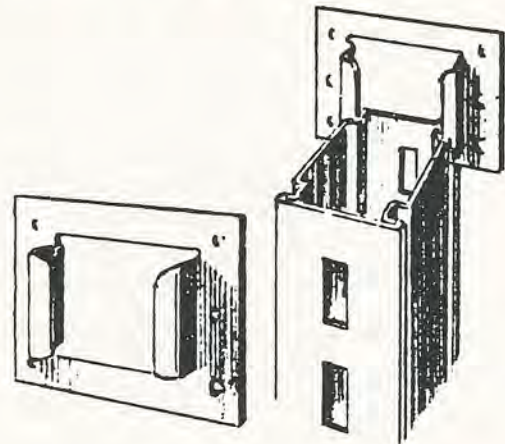
### INSIDE CORNER UNITS

When wall shelving is to be joined by a corner unit or abut a box corner, the corner fixture and adjacent sections must be installed first. Refer to the Corner Installation page of the catalog for detailed instructions.

### IMPORTANT

Wall shelving should be firmly anchored. This is an important factor particularly when sections are to be heavily merchandised and when sections are 72" or more in height. Kent manufactures a unique bracket that slides freely in the upright panel grooves which allows an infinite number of locations for attachment. Double flanges hold the upright securely in place and six holes are provided for most types of fasteners. Two brackets per upright are recommended.

Adequate consideration must be given to the condition and type of wall to which shelving will be anchored. All types of fasteners are not suitable for anchoring shelving. Common nails, plastic or fiber anchors, concrete nails, and toggle bolts that are less than 1/4" in diameter should NOT be used. A 5/16" lag shield should be used for most masonry walls, a 5/16" lag screw for wood frame walls, and multiple drywall screws for metal stud walls are the recommended types.



*The* **KENT** *Corporation*

Birmingham, Alabama 35217 U.S.A.



Designers and manufacturers of self-service equipment sold and serviced around the world. Kent products are protected under United States, English, French and German Patents; U.S. 3,044,634, U.S. 3,098,094, U.S. 4,004,769, U.S. 4,055,253, U.S. 4,294,363, U.S. 4,307,671, U.S. 4,620,489, England 956,091, England 1,507,619, England 1,578,155, France 1,324,692, France 2,341,291, Germany 1,230,180. Other Patents pending.



# *the* • Terms and Conditions of Sale •

## WARRANTY

Seller warrants to the original Buyer that all new equipment is to be free from defects in material and workmanship under normal use and service for a period of 1 year from the date of shipment. Seller's obligation under this warranty shall be limited to replacing, at Seller's plant, any equipment or parts thereof which shall, within the said 1 year period, be demonstrated to be defective as determined by an inspection by Seller. Seller's warranty shall apply only to the said equipment and Seller shall not be responsible for any losses or damage whatsoever, due to spoilage, injury to any loss of goods, or damage or injury to persons or property arising from or out of the use of said equipment occurring at any time while it is in Buyer's possession. Seller does not assume any liability for any defects or injuries caused by unauthorized alterations or modifications of equipment furnished by Seller and performed by Buyer, its agents, or its customers. All claims for defects in equipment shall be waived unless made in writing and delivered to Seller within 10 days after said defects come to the knowledge of Buyer.

No governmental or other specification, other than the Seller's, shall be incorporated by reference herein unless a copy of said specification is attached to the proposal. Any deviation from the conditions, designs, or usages as proposed shall be at Buyer's risk, and Seller does not warrant that goods covered by this order are fit for any particular purpose except as otherwise expressly stipulated herein. Seller assumes no responsibility for any and all claims for loss, liability or damage to purchased equipment, to other property, or for any personal injury arising out of the use of purchased equipment, or arising out of the delivery, installation or demonstration of the aforesaid equipment.

## TERMS

Terms will be Prepayment, Cash-On-Delivery or Net 30 days from date of invoice, subject to approval by Seller at its home office, unless other terms are expressly agreed upon in writing. A service charge of 1 1/2% may be applied to any balance unpaid that is past due. Seller reserves the right at any time to revoke any credit extended to Buyer because of Buyer's failure to pay for any goods when due, or for any other reason deemed good and sufficient by Seller, and in such event all subsequent deliveries shall be paid for on delivery. All freight is F.O.B. city of shipment. Delivery of goods to a common carrier, a licensed trucker or Buyer's driver shall constitute delivery to Buyer, and all risk of loss or damage in transit.

## ACCEPTANCE

Orders shall not be binding on Seller until received and approved at Seller's home office. Mailing of an acknowledgement will signify approval of orders. Requested shipping date must be noted on Buyer's purchase order for scheduling in Seller's plant. Orders with tentative ship dates will not be acknowledged. Actual shipping dates will be established by the Seller based on plant load and material availability and then confirmed by written acknowledgement.

Seller reserves the right to make delivery in installments unless otherwise expressly stipulated herein. All such installments shall be separately invoiced and paid for when due without regard to subsequent deliveries. Delay in delivery of any installment shall not relieve Buyer of its obligation to accept remaining deliveries. Seller shall not be liable for failure to deliver, or delays in delivery, occasioned by strikes, lockouts, fires, inability to obtain materials, or shipping space, breakdowns, delays of carriers or suppliers, Governmental acts and regulations and other causes beyond Seller's control.

## PRICE

All prices are subject to change without notice at any time prior to written acceptance and acknowledgement of order. Prices are F.O.B. shipping point and subject to any additional charge necessitated by any tax that Seller may be required to collect or pay upon the sale of said equipment. Seller reserves the right to invoice for tax with original equipment invoice or separately on any subsequent date to such original invoice. Quotations are valid for 30 days and are subject to termination by written notice within that period. All orders less than \$45.00 net will be invoiced at \$45.00.



*the* **KENT** corporation

P.O. Box 170399 Birmingham, AL 35217-0399

*Prices and products subject to change without notice.*

Patented in the United States, England, France and Germany.

**PAGE II**

**August 1, 2001**



# *the* • Terms and Conditions of Sale •

## RETURNED GOODS

Written authorization, signed by an officer of the Seller, must be received by Buyer prior to return of any merchandise to the plant for credit, regardless of reason for return. A charge of 25% will be assessed for handling and re-stocking all returned shipments unless it is established that the Seller is at fault. In this event, this information must be included in the authorization for return. Only standard inventoried items, still in their original carton, will be authorized for return. Used equipment or products manufactured/ supplied for a specific order will not be authorized for return.

## CHANGE ORDERS AND CANCELLATIONS

Requested changes or cancellations are subject to the written approval of Seller. In the event of cancellation request, Buyer agrees to pay for all engineering work performed, all raw material, and work in process, all supplies and commitments made by Seller in connection with said order, less allowance which Seller may, in its sole discretion, make for standard components and salvage value of material, plus any miscellaneous expenses attributable to said order, and 15% cancellation charge.

## SHIPMENTS

All Kent products are F.O.B. Birmingham or city of origin and will be shipped 'Freight Collect' unless otherwise instructed. In the event of a shipment necessary by plant error, we will ship 'Freight Prepaid' by motor carrier or UPS surface rates only. Such shipments will not be made via airfreight or express service unless on a 'Collect' basis. Method and route of all shipments are at our discretion unless complete instructions are received within 7 days of the scheduled shipping date.

Kent products are packed in complete accordance with specifications established for moving in interstate commerce. The carrier's agent sign for the equipment received in good order, constituting an agreement with you for delivery in the same good condition. If there is damage, you are protected against loss by the carrier's insurance.

## MINIMUM CHARGE

All orders that are less than \$45.00 net will be invoiced at \$45.00.

## FREIGHT CLAIMS

Freight claims must be noted on delivery receipts. It is the receiver's responsibility to check shipments for the correct piece count and to notate any visible damage at time of receipt. If the receipt is signed "free and clear," you have little recourse for shortages in box counts or visible damage. DO NOT SIGN any receipt until you have been given the opportunity to inspect your order. When a shipment is delivered with a short count or in damaged condition, have the carrier's agent acknowledge this on the delivery receipt before you sign for the shipment.

### Visible Damage

If there is apparent damage at the time of delivery, have the carrier's agent note the extent of the damage on his receipt, ACCEPT the shipment and immediately request an inspection by the carrier. You must accept the shipment before any claim can be filed. File claim with the carrier for reimbursement. If you have questions concerning claims, contact Customer Service for assistance.

### Concealed Damage

If damage is not apparent until the equipment is unpacked, a damage claim may be filed; however, claims for concealed damage MUST be filed WITHIN 10 DAYS of delivery. Be sure the equipment is unpacked and inspected within this time for a valid claim. Inspection by the carrier MUST be made WITHIN 15 DAYS of delivery. KEEP ALL PACKING MATERIAL UNTIL THE INSPECTION IS COMPLETED.

### Procedures

The consignee must make claims against a carrier for loss or damage. We will assist you in the process by furnishing pertinent information and documentation with each shipment. The following documents will be necessary when filing a claim: Carrier's claim form; original freight invoice; original bill of lading; original product invoice; invoice for replacements; copy of the delivery receipt and carrier's inspection report. When filing a claim include your costs for labor and additional freight for replacement shipments.



*the* **KENT** corporation

P.O. Box 170399 Birmingham, AL 35217-0399

Prices and products subject to change without notice.

Patented in the United States, England, France and Germany.

PAGE III

August 1, 2001



# *the • Color Guide •*

## *STANDARD ELECTROCOATED FINISHES*

IVORY	(IV)	BLACK	(BL)
PEARL GRAY	(PG)	WHITE	(WH)

The Kent Corporation is the only store fixture manufacturer to offer four "Electrocoated" finishes for 100% maximum coverage.

## *OPTIONAL FINISHES*

TAN	(KT)*	CHERRY RED	(CR)
CHARCOAL GRAY	(CG)	CANARY	(CA)
SPECTRUM BLUE	(SB)*	BRIGHT GREEN	(BG)
SILVER VEIN	(SV)	HUNTER GREEN	(HU)

An Electrostatic process applies Kent's optional colors for steel display shelving. Color consistency is monitored by computerized color-eye but production and process variations may affect exact duplication of colors.

These colors can be supplied by adding 20% to catalog prices of metal components such as uprights, shelves and other metal fixtures. There are NO set-up charges for these colors on metal fixtures. The prices for hardboard and pegboard back in the colors marked with an asterisk (\*) may be found on pages 102 and 103. Set-up charges will be applied for all color charges on backs including colors not marked above.

## *SET-UP CHARGES PER SPECIAL COLOR*

The following charges for colors not listed or not marked are in addition to the optional color premium or price listed above. Please send a sample of the color to be matched or reference a PMS color to expedite special colors. We cannot guarantee any color or exact duplications but will supply as close a match as possible. The charges below consider full utilization of a minimum color batch. Smaller orders require higher set-up charges. High cost colors such as Reds, Yellows and Oranges or less than full utilization of paint may be assessed higher set up charges based on actual costs at time of order.

METAL PRODUCTS: \$400.00 per order  
HARDBOARD PRODUCTS: \$500.00 per order  
ALL SET-UP CHARGES ARE NET AMOUNTS.



*the* **KENT** *corporation*

P.O. Box 170399 Birmingham, AL 35217-0399

Patented in the United States, England, France and Germany.


*Prices and products subject to change without notice.*

**PAGE IV**

**August 1, 2001**



# Kent Electrocoatings



## Standard E-Coat Colors


Since 1970, Kent has lead the industry in Electrocoated store fixtures. Kent has the only 4-tank, four standard color Electrocoating System in the store fixtures industry, giving you complete coverage, inside and out, top to bottom. No runs, no sags, and no blisters, only a superior finish.




Ivory



Black



White



Gray

Contact Kent about custom colors requests.

\*Colors chips on this page may vary slightly from actual color.

Durability and dependability, it's the product you expect from The Kent Corporation.



Visit our Web site at [www.kentcorp.com](http://www.kentcorp.com) or E-mail us at [Sales@kentcorp.com](mailto:Sales@kentcorp.com) or contact us at:  
PHONE: 205 853-3420 ● FAX: 205-856-3622 ● WATS: 800-ALA-KENT

Kent products are protected under United States, English, French and German patents: All patents in this literature have now expired.

**Designers and Manufacturers of Store Fixtures. Sold and Serviced Around the World.**




# Kent Powder Coatings



## Standard P-Coat Colors


Now Kent has taken durability to a new level with Kent P-coat, a powder coating with the longest-lasting and the most color-durable quality finishes available on the market today. Kent's P-Coat is available in three standard colors with many other colors available, however, up-charges may apply.



Tan



Blue



Hunter Green

## Optional P-Coat Colors – Up-charges apply



Clear on metal



Silver



Red



Silver Vein



Gold Vein



Mahogany


Contact Kent about custom colors and special RAL color requests.

\*Colors chips on this page may vary slightly from actual color.

Durability and dependability, it's the product you expect from The Kent Corporation.



Visit our Web site at [www.kentcorp.com](http://www.kentcorp.com) or E-mail us at [Sales@kentcorp.com](mailto:Sales@kentcorp.com) or contact us at:  
PHONE: 205 853-3420 ● FAX: 205-856-3622 ● WATS: 800-ALA-KENT

Kent products are protected under United States, English, French and German patents: All patents in  literature have now expired.

**Designers and Manufacturers of Store Fixtures. Sold and Serviced Around the World.**



# the • Color Guide •

## *HIGH PRESSURE LAMINATES*

<u>COLOR</u>		<u>LAMINATE</u>	<u>COLOR</u>		<u>LAMINATE</u>
IVORY	(IV)	D30-60	OAK	(OK)	7888-60
WHITE	(WH)	1573-60	WHITE LEATHER	(WR)	2970-69
PEARL GRAY	(PG)	D92-60	BLACK	(BL)	1595-60

Products finished with plastic laminates are indicated in the catalog. The above Wilsonart colors/patterns are inventoried stock.

Other plastic laminates, colors as well as manufacturers, are available but must be quoted on an order-by-order basis. Call for assistance when quoting special patterns. Additional lead time will be required. All orders for items finished in non-inventoried laminates will be charged a \$50.00 special handling fee per color.

## *MELAMINES*

IVORY	(IV)	WHITE	(WH)
OAK	(OK)	PEARL GRAY	(PG)
BLACK	(BL)		

End Panels, Canopy Fascia, Backpanels, cabinet interiors and other products may be supplied in durable melamines. Colors listed are available on most applicable items.

## *SHELF COVERINGS*

<u>CARPET:</u>	GUNMETAL (CGM)	PEWTER (CPT)
	BLACK (CBL)	

<u>VINYL:</u>	SHELF VINYL (VSS)
---------------	-------------------

Base shelves, upper shelves, End Platform Tops, Four-Way Decks and other products are available covered with carpet, floor vinyl or other materials. Allow three additional weeks for required lead times. Carpet for shelves, decks and back panels are manufactured by Ozite Corporation.

Samples of current vinyl and carpet inventories are available on request. Orders for patterns or colors not inventoried will be charged a \$50.00 handling fee per color per order.



*the* **KENT** *corporation*

P.O. Box 170399 Birmingham, AL 35217-0399

Patented in the United States, England, France and Germany.

*Prices and products subject to change without notice.*

**PAGE V**

August 1, 2001





# *the* • Standard Shipping Schedule •

	PRODUCT	SHIPPING SCHEDULE
<b>I</b>	Kent Standard Straight Insertion shelves or Universal Shelves (fit most major manufacturers' products)	2 WEEKS or less
<b>II</b>	STANDARD ITEMS Standard and most optional colors	3 WEEKS or less
<b>III</b>	STANDARD ITEMS Special Finishes	4 WEEKS or less
<b>IV</b>	SPECIAL PRODUCTS	6 WEEKS

\*These lead times are based on normal manufacturing conditions.



Designers and manufacturers of self-service equipment sold and serviced around the world under U.S. and foreign patents.

The Kent Corporation engineered, produced and patented the world's first unitized one-piece adjustable steel shelves and back panel holders, and continues to produce innovative solutions for the retail store fixture market. The Kent Corporation also introduced electrocoating to the retail fixture market.

Phone: (205)853-3420

Fax: (205) 856-3622

1-800-ALA KENT

[www.kentcorp.com](http://www.kentcorp.com)



*the* **KENT** corporation

P.O. Box 170399 Birmingham, AL 35217-0399

Patented in the United States, England, France and Germany.

Prices and products subject to change without notice.

PAGE VI

August 1, 2001





## 1" ADJUSTABLE SHELVING

Kent Shelving displays merchandise of all types to the maximum advantage, increasing the salability of any product presentation. Kent's quality products are in use day after day, year after year, giving service long after other fixtures have required replacement.

Kent offers shelving in 1" or 1 7/16" vertical adjustments. Kent designs and manufactures fixtures for specific applications and uses. Select those most suited to your individual requirements.

This catalog may be used to order 1" adjustable shelving. See page 2 for additional information.

**KENT** *Store Fixtures*

P.O.Box 170399 Birmingham, Alabama 35217-0399  
Patented in the United States, England, France and Germany.

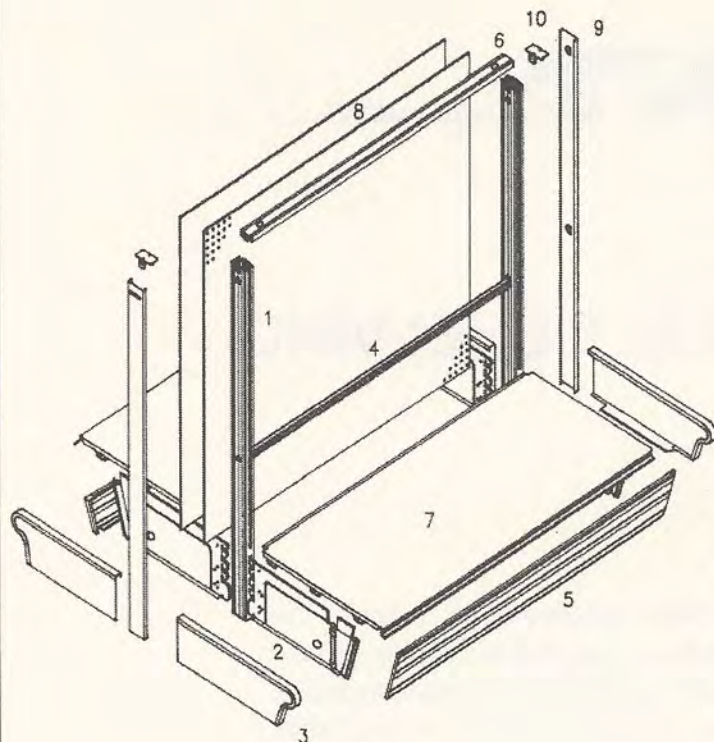


*Prices and products subject to change without notice.*



## 1" ADJUSTABLE PRICING GUIDE

## COMPONENT PARTS



- |               |                     |
|---------------|---------------------|
| 1 - UPRIGHT   | 6 - LOCKING TOP CAP |
| 2 - SHOE      | 7 - BASE SHELF      |
| 3 - SHOE CAP  | 8 - BACKPANEL       |
| 4 - TIE BAR   | 9 - END COVER       |
| 5 - KICKPLATE | 10 - UPRIGHT CAP    |

Assembly instructions should be followed carefully. Each succeeding component adds to the stability of the shelving. No part should be omitted. Shoe Caps must be used at the ends of every run. These caps protect customers from corners of Base Shelves and Shoes.

**IMPORTANT:** Specify *1" ADJUSTABLE SHELVING* when ordering from this catalog

This catalog contains items pertaining to Kent's 1 " adjustable shelving, Wide Span bulk storage equipment, pharmacy units and counters, checkouts and other unique fixtures. Ultra Span, Kent's combination of display and bulk storage fixtures, may also be ordered from this catalog.

The Pricing Guide, pages 3 thru 14, is only for 1" adjustable shelving. Other shelving component pages and some special items may be similar to Kent's older 1 7/16" adjustable shelving line. Pricing similarities are possible because of many common or interchangeable parts. If 1 7/16" shelving is required, contact Customer Service for additional assistance.

**KENT** Store Fixtures

P.O.Box 170399 Birmingham, Alabama 35217-0399  
Patented in the United States, England, France and Germany.




Prices and products subject to change without notice.



# GONDOLA PRICING GUIDE

# 1" ADJUSTABLE



The prices in this guide are based on standard KU 2.5" uprights, 7" SS style shoes, BSM base shelves, solid painted backs and standard colors. The following component parts are included in each sectional price. 3' and 4' sections are priced the same. Deviations must be calculated and applied to these prices and components

STARTER	COMPONENT	ADD-ON
2	KU 2.5 Upright	1
4	SS 7" Shoe	2
4	SC 7" Shoe Cap	
1***	TBS 2.5 Tie Bar	1***
2	EKP 7" Kickplate	2
1*	LTC 2.5 Top Cap	1*
2**	KUC Upright Cap	1**
2	KEC 2.5 End Cover	
2	BSM Base Shelf	2
2***	KB Plain Paintd Back	2***

\* LTC style Top Caps and KUCs are standard items included in the pricing guide.

\*\* KUC Upright Caps included up to 72" tall units.

\*\*\* Gondolas over 78" in height include 2 Tie Bars and 2 Double Channels for two-piece backs.



**Refer to COLOR GUIDE  
for available finish and  
color codes**

## OPTIONAL BACKS - ADD TO SECTION PRICES

HGHT	Pegbrd Stnd Color	Hdbrd Plain Unptd	Woodgrn Plain	Striped Pegbrd 2" o.c.	See-Thru (no-back)	Vinyl Mirror Plain or Peg
36"	1.80	<5.80>	9.00	64.80	.10	94.20
42"	1.80	<5.80>	15.60	82.20	.10	114.80
48"	3.60	<5.80>	24.60	82.20	1.70	138.80
54"	4.00	<4.40>	27.80	126.20	<.90>	138.80
60"	4.60	<6.80>	31.00	139.80	<4.90>	177.20
66"	6.00	<7.20>	37.40	138.60	<6.10>	192.80
72"	7.20	<8.60>	42.80	142.40	<9.10>	267.00
78"	9.00	<8.40>	45.00	140.00	<5.50>	268.40
84"	7.20	<8.40>	50.00	156.00	<15.50>	260.80
90"	10.00	<8.60>	53.40	170.20	<17.30>	261.20
96"	8.40	<10.00>	50.00	165.60	<21.20>	278.40
120"	8.80	<14.80>	64.20	219.20	N/A	352.40

## PRICING GONDOLA SECTIONS

The following is an example of using the catalog pricing guide. These prices are for a 20' run of gondola shelving, 72" tall with 21" base shelves on each side, standard plain painted backpanels, and 3 rows of 19" shelves on each side of the gondola. Note the change in this catalog that section prices include painted backs.

QTY	CODE	DESCRIPTION	PRICE	EXT
1	48GS722121PLIVPLIV	Gondola Starter 72-2121 Plain Ivory Backs	272.10	272.10
4	48GA722121PLIVPLIV	Gondola Add-on 72-21-21 Plain Ivory Backs	174.50	698.00
30	KSM4819	Standard 4'-19" Upper Shelf	26.70	801.00
Total				1,771.10

**KENT** Store Fixtures

P.O.Box 170399 Birmingham, Alabama 35217-0399  
Patented in the United States, England, France and Germany.



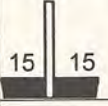



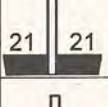





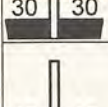

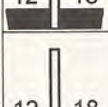

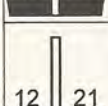


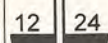
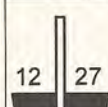

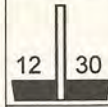







Prices and products subject to change without notice.



# 1" ADJUSTABLE

# GONDOLA PRICING GUIDE

Heights	36" Wt.	42" Wt.	48" Wt.	54" Wt.
 Starter	**GS0361212**** 104 215.70	**GS0421212**** 112 216.90	**GS0481212**** 120 220.70	**GS0541212**** 128 230.10
 Add-on	**GA0361212**** 79 138.10	**GA0421212**** 85 138.70	**GA0481212**** 91 139.80	**GA0541212**** 97 145.70
 Starter	**GS0361515**** 111 217.30	**GS0421515**** 119 218.50	**GS0481515**** 127 222.30	**GS0541515**** 135 231.70
 Add-on	**GA0361515**** 82 139.50	**GA0421515**** 88 140.10	**GA0481515**** 94 141.20	**GA0541515**** 100 147.10
 Starter	**GS0361818**** 124 228.70	**GS0421818**** 132 229.90	**GS0481818**** 140 233.70	**GS0541818**** 148 243.10
 Add-on	**GA0361818**** 94 147.50	**GA0421818**** 100 148.10	**GA0481818**** 106 149.20	**GA0541818**** 112 155.10
 Starter	**GS0362121**** 132 236.30	**GS0422121**** 140 237.50	**GS0482121**** 148 241.30	**GS0542121**** 156 250.70
 Add-on	**GA0362121**** 99 152.10	**GA0422121**** 105 152.70	**GA0482121**** 111 153.80	**GA0542121**** 117 159.70
 Starter	**GS0362424**** 145 249.90	**GS0422424**** 153 251.10	**GS0482424**** 161 254.90	**GS0542424**** 169 264.30
 Add-on	**GA0362424**** 109 162.50	**GA0422424**** 115 163.10	**GA0482424**** 121 164.20	**GA0542424**** 127 170.10
 Starter	**GS0362727**** 152 262.90	**GS0422727**** 160 264.10	**GS0482727**** 168 267.90	**GS0542727**** 176 277.30
 Add-on	**GA0362727**** 114 171.50	**GA0422727**** 120 172.10	**GA0482727**** 126 173.20	**GA0542727**** 132 179.10
 Starter	**GS0363030**** 160 271.50	**GS0423030**** 168 272.70	**GS0483030**** 176 276.50	**GS0543030**** 184 285.90
 Add-on	**GA0363030**** 119 176.90	**GA0423030**** 125 177.50	**GA0483030**** 131 178.60	**GA0543030**** 137 184.50
 Starter	**GS0361215**** 108 216.50	**GS0421215**** 116 217.70	**GS0481215**** 124 221.50	**GS0541215**** 132 230.90
 Add-on	**GA0361215**** 81 138.80	**GA0421215**** 87 139.40	**GA0481215**** 93 140.50	**GA0541215**** 99 146.40
 Starter	**GS0361218**** 114 222.20	**GS0421218**** 122 223.40	**GS0481218**** 130 227.20	**GS0541218**** 138 236.60
 Add-on	**GA0361218**** 87 142.80	**GA0421218**** 93 143.40	**GA0481218**** 99 144.50	**GA0541218**** 105 150.40
 Starter	**GS0361221**** 118 226.00	**GS0421221**** 126 227.20	**GS0481221**** 134 231.00	**GS0541221**** 142 240.40
 Add-on	**GA0361221**** 89 145.10	**GA0421221**** 95 145.70	**GA0481221**** 101 146.80	**GA0541221**** 107 152.70
 Starter	**GS0361224**** 125 232.80	**GS0421224**** 133 234.00	**GS0481224**** 141 237.80	**GS0541224**** 149 247.10
 Add-on	**GA0361224**** 94 150.30	**GA0421224**** 100 150.90	**GA0481224**** 106 152.00	**GA0541224**** 112 157.90
 Starter	**GS0361227**** 128 239.30	**GS0421227**** 136 240.50	**GS0481227**** 144 244.30	**GS0541227**** 152 253.70
 Add-on	**GA0361227**** 96 154.80	**GA0421227**** 102 155.40	**GA0481227**** 108 156.50	**GA0541227**** 114 162.40
 Starter	**GS0361230**** 132 243.60	**GS0421230**** 140 244.80	**GS0481230**** 148 248.60	**GS0541230**** 156 258.00
 Add-on	**GA0361230**** 99 157.50	**GA0421230**** 105 158.10	**GA0481230**** 111 159.50	**GA0541230**** 117 165.10
 Starter	**GS0361518**** 117 223.00	**GS0421518**** 125 224.20	**GS0481518**** 133 228.00	**GS0541518**** 141 237.40
 Add-on	**GA0361518**** 88 143.50	**GA0421518**** 94 144.10	**GA0481518**** 100 145.20	**GA0541518**** 106 151.10

**KENT** Store Fixtures

P.O.Box 170399 Birmingham, Alabama 35217-0399  
Patented in the United States, England, France and Germany.



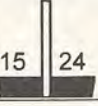

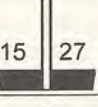

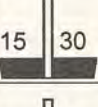

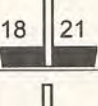







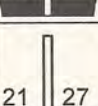

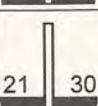











Prices and products subject to change without notice



# GONDOLA PRICING GUIDE

# 1" ADJUSTABLE

Heights	36" Wt.	42" Wt.	48" Wt.	54" Wt.
 Starter	**GS0361521**** 121 226.80	**GS0421521**** 129 228.00	**GS0481521**** 137 231.80	**GS0541521**** 145 241.20
 Add-on	**GA0361521**** 90 145.80	**GA0421521**** 96 146.40	**GA0481521**** 102 147.50	**GA0541521**** 108 153.40
 Starter	**GS0361524**** 128 233.60	**GS0421524**** 136 234.80	**GS0481524**** 144 238.60	**GS0541524**** 152 248.00
 Add-on	**GA0361524**** 95 151.00	**GA0421524**** 101 151.60	**GA0481524**** 107 152.70	**GA0541524**** 113 158.60
 Starter	**GS0361527**** 131 240.10	**GS0421527**** 139 241.30	**GS0481527**** 147 245.10	**GS0541527**** 155 254.50
 Add-on	**GA0361527**** 94 155.50	**GA0421527**** 100 156.10	**GA0481527**** 106 157.20	**GA0541527**** 112 163.10
 Starter	**GS0361530**** 135 244.40	**GS0421530**** 143 245.60	**GS0481530**** 151 249.40	**GS0541530**** 159 258.80
 Add-on	**GA0361530**** 100 158.20	**GA0421530**** 106 158.80	**GA0481530**** 112 159.90	**GA0541530**** 118 165.80
 Starter	**GS0361821**** 128 232.50	**GS0421821**** 136 233.70	**GS0481821**** 144 237.50	**GS0541821**** 152 246.90
 Add-on	**GA0361821**** 96 149.80	**GA0421821**** 102 150.40	**GA0481821**** 108 151.50	**GA0541821**** 114 157.40
 Starter	**GS0361824**** 134 239.30	**GS0421824**** 142 240.50	**GS0481824**** 150 244.30	**GS0541824**** 158 253.70
 Add-on	**GA0361824**** 101 155.00	**GA0421824**** 107 155.60	**GA0481824**** 113 156.70	**GA0541824**** 119 162.60
 Starter	**GS0361827**** 138 245.80	**GS0421827**** 146 247.00	**GS0481827**** 154 250.80	**GS0541827**** 162 260.20
 Add-on	**GA0361827**** 104 159.50	**GA0421827**** 110 160.10	**GA0481827**** 116 161.20	**GA0541827**** 122 167.10
 Starter	**GS0361830**** 142 250.10	**GS0421830**** 150 251.30	**GS0481830**** 158 255.10	**GS0541830**** 166 264.50
 Add-on	**GA0361830**** 106 162.20	**GA0421830**** 112 162.80	**GA0481830**** 118 163.90	**GA0541830**** 124 169.80
 Starter	**GS0362124**** 138 243.10	**GS0422124**** 146 244.30	**GS0482124**** 154 248.10	**GS0542124**** 162 257.50
 Add-on	**GA0362124**** 104 157.30	**GA0422124**** 110 157.90	**GA0482124**** 116 159.00	**GA0542124**** 122 164.90
 Starter	**GS0362127**** 142 249.60	**GS0422127**** 150 250.80	**GS0482127**** 158 254.60	**GS0542127**** 166 264.00
 Add-on	**GA0362127**** 106 161.80	**GA0422127**** 112 162.40	**GA0482127**** 118 163.50	**GA0542127**** 124 169.40
 Starter	**GS0362130**** 146 253.90	**GS0422130**** 154 255.10	**GS0482130**** 162 258.90	**GS0542130**** 170 268.30
 Add-on	**GA0362130**** 109 164.50	**GA0422130**** 115 165.10	**GA0482130**** 121 166.20	**GA0542130**** 127 172.10
 Starter	**GS0362427**** 148 256.40	**GS0422427**** 156 257.60	**GS0482427**** 164 261.40	**GS0542427**** 172 270.80
 Add-on	**GA0362427**** 111 167.00	**GA0422427**** 117 167.60	**GA0482427**** 123 168.70	**GA0542427**** 129 174.60
 Starter	**GS0362430**** 152 260.70	**GS0422430**** 160 261.90	**GS0482430**** 168 265.70	**GS0542430**** 176 275.10
 Add-on	**GA0362430**** 114 169.70	**GA0422430**** 120 170.30	**GA0482430**** 126 171.40	**GA0542430**** 132 177.30
 Starter	**GS0362730**** 156 267.20	**GS0422730**** 164 268.40	**GS0482730**** 172 272.20	**GS0542730**** 180 281.60
 Add-on	**GA0362730**** 116 174.20	**GA0422730**** 122 174.80	**GA0482730**** 128 175.90	**GA0542730**** 134 181.80

**KENT**

Store Fixtures

P.O.Box 170399 Birmingham, Alabama 35217-0399  
Patented in the United States, England, France and Germany.



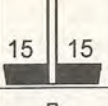
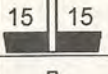
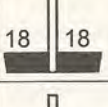
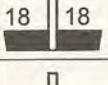

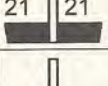




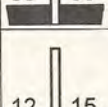

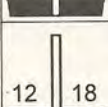
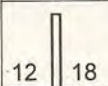

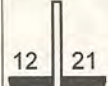
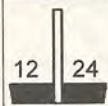
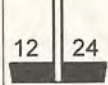
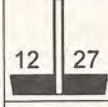
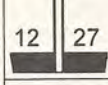
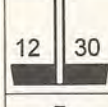
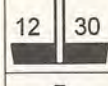






Prices and products subject to change without notice.



# 1" ADJUSTABLE

# GONDOLA PRICING GUIDE

Heights	60" Wt.	66" Wt.	72" Wt.	78" Wt.
 Starter	**GS0601212**** 136 239.50	**GS0661212**** 144 244.10	**GS0721212**** 152 251.50	**GS0781212**** 160 262.90
 Add-on	**GA0601212**** 103 152.40	**GA0661212**** 109 155.30	**GA0721212**** 115 160.50	**GA0781212**** 121 164.50
 Starter	**GS0601515**** 143 241.10	**GS0661515**** 151 245.70	**GS0721515**** 159 253.10	**GS0781515**** 167 264.50
 Add-on	**GA0601515**** 106 153.80	**GA0661515**** 112 156.70	**GA0721515**** 118 161.90	**GA0781515**** 124 165.90
 Starter	**GS0601818**** 156 252.50	**GS0661818**** 164 257.10	**GS0721818**** 172 264.50	**GS0781818**** 180 275.90
 Add-on	**GA0601818**** 118 161.80	**GA0661818**** 124 164.70	**GA0721818**** 130 169.90	**GA0781818**** 136 173.90
 Starter	**GS0602121**** 164 260.10	**GS0662121**** 172 264.70	**GS0722121**** 180 272.10	**GS0782121**** 188 283.50
 Add-on	**GA0602121**** 123 166.40	**GA0662121**** 129 169.30	**GA0722121**** 135 174.50	**GA0782121**** 141 178.50
 Starter	**GS0602424**** 177 273.70	**GS0662424**** 185 278.30	**GS0722424**** 193 285.70	**GS0782424**** 201 297.10
 Add-on	**GA0602424**** 133 176.80	**GA0662424**** 139 179.70	**GA0722424**** 145 184.90	**GA0782424**** 151 188.90
 Starter	**GS0602727**** 184 286.70	**GS0662727**** 192 291.30	**GS0722727**** 200 298.70	**GS0782727**** 208 310.10
 Add-on	**GA0602727**** 138 185.80	**GA0662727**** 144 188.70	**GA0722727**** 150 193.90	**GA0782727**** 156 197.90
 Starter	**GS0603030**** 192 295.30	**GS0663030**** 200 299.90	**GS0723030**** 208 307.30	**GS0783030**** 216 318.70
 Add-on	**GA0603030**** 143 191.20	**GA0663030**** 149 194.10	**GA0723030**** 155 199.30	**GA0783030**** 161 203.30
 Starter	**GS0601215**** 140 240.30	**GS0661215**** 148 244.90	**GS0721215**** 156 252.30	**GS0781215**** 164 263.70
 Add-on	**GA0601215**** 105 153.10	**GA0661215**** 111 156.00	**GA0721215**** 117 161.20	**GA0781215**** 123 165.20
 Starter	**GS0601218**** 146 246.00	**GS0661218**** 154 250.60	**GS0721218**** 162 258.00	**GS0781218**** 170 269.40
 Add-on	**GA0601218**** 111 157.10	**GA0661218**** 117 160.00	**GA0721218**** 123 165.20	**GA0781218**** 129 169.20
 Starter	**GS0601221**** 150 249.80	**GS0661221**** 158 254.40	**GS0721221**** 164 261.80	**GS0781221**** 172 273.20
 Add-on	**GA0601221**** 113 159.40	**GA0661221**** 119 162.30	**GA0721221**** 125 167.50	**GA0781221**** 131 171.50
 Starter	**GS0601224**** 157 256.60	**GS0661224**** 165 261.20	**GS0721224**** 173 268.60	**GS0781224**** 181 280.00
 Add-on	**GA0601224**** 118 164.60	**GA0661224**** 124 167.50	**GA0721224**** 130 172.70	**GA0781224**** 136 176.70
 Starter	**GS0601227**** 160 263.10	**GS0661227**** 168 267.70	**GS0721227**** 176 275.10	**GS0781227**** 184 286.50
 Add-on	**GA0601227**** 120 169.10	**GA0661227**** 126 172.00	**GA0721227**** 132 177.20	**GA0781227**** 138 181.20
 Starter	**GS0601230**** 164 267.40	**GS0661230**** 172 272.00	**GS0721230**** 180 279.40	**GS0781230**** 188 290.80
 Add-on	**GA0601230**** 123 171.80	**GA0661230**** 129 174.70	**GA0721230**** 135 179.90	**GA0781230**** 141 183.90
 Starter	**GS0601518**** 133 246.80	**GS0661518**** 141 251.40	**GS0721518**** 149 258.80	**GS0781518**** 157 270.20
 Add-on	**GA0601518**** 100 157.80	**GA0661518**** 106 160.70	**GA0721518**** 112 165.90	**GA0781518**** 118 169.90

**KENT** Store Fixtures

P.O.Box 170399 Birmingham, Alabama 35217-0399  
Patented in the United States, England, France and Germany.



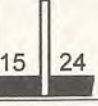

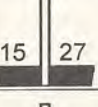

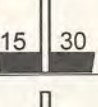

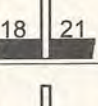

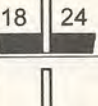

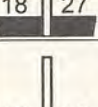





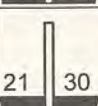



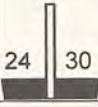







Prices and products subject to change without notice



# GONDOLA PRICING GUIDE

# 1" ADJUSTABLE

Heights	60" Wt.	66" Wt.	72" Wt.	78" Wt.
 Starter	**GS0601521**** 153 250.60	**GS0661521**** 161 255.20	**GS0721521**** 169 262.60	**GS0781521**** 177 274.00
 Add-on	**GA0601521**** 114 160.10	**GA0661521**** 120 163.00	**GA0721521**** 126 168.20	**GA0781521**** 132 172.20
 Starter	**GS0601524**** 160 257.40	**GS0661524**** 168 262.00	**GS0721524**** 176 269.40	**GS0781524**** 184 280.80
 Add-on	**GA0601524**** 119 165.30	**GA0661524**** 125 168.20	**GA0721524**** 131 173.40	**GA0781524**** 137 177.40
 Starter	**GS0601527**** 163 263.90	**GS0661527**** 171 268.50	**GS0721527**** 179 275.90	**GS0781527**** 187 287.30
 Add-on	**GA0601527**** 122 169.80	**GA0661527**** 128 172.70	**GA0721527**** 134 177.90	**GA0781527**** 140 181.90
 Starter	**GS0601530**** 167 268.20	**GS0661530**** 175 272.80	**GS0721530**** 183 280.20	**GS0781530**** 191 291.60
 Add-on	**GA0601530**** 124 172.50	**GA0661530**** 130 175.40	**GA0721530**** 136 180.60	**GA0781530**** 142 184.60
 Starter	**GS0601821**** 160 256.30	**GS0661821**** 168 260.90	**GS0721821**** 176 268.30	**GS0781821**** 184 279.70
 Add-on	**GA0601821**** 120 164.10	**GA0661821**** 126 167.00	**GA0721821**** 132 172.20	**GA0781821**** 138 176.20
 Starter	**GS0601824**** 166 263.10	**GS0661824**** 174 267.70	**GS0721824**** 182 275.10	**GS0781824**** 190 286.50
 Add-on	**GA0601824**** 125 169.30	**GA0661824**** 131 172.20	**GA0721824**** 137 177.40	**GA0781824**** 143 181.40
 Starter	**GS0601827**** 170 269.60	**GS0661827**** 178 274.20	**GS0721827**** 186 281.60	**GS0781827**** 194 293.00
 Add-on	**GA0601827**** 128 173.80	**GA0661827**** 134 176.70	**GA0721827**** 140 181.90	**GA0781827**** 146 185.90
 Starter	**GA0601830**** 174 273.90	**GS0661830**** 182 278.50	**GS0721830**** 190 285.90	**GS0781830**** 198 297.30
 Add-on	**GA0601830**** 130 176.50	**GA0661830**** 136 179.40	**GA0721830**** 142 184.60	**GA0781830**** 148 188.60
 Starter	**GS0602124**** 170 266.90	**GS0662124**** 178 271.50	**GS0722124**** 186 278.90	**GS0782124**** 194 290.30
 Add-on	**GA0602124**** 128 171.60	**GA0662124**** 134 174.50	**GA0722124**** 140 179.70	**GA0782124**** 146 183.70
 Starter	**GS0602127**** 174 273.40	**GS0662127**** 182 278.00	**GS0722127**** 190 285.40	**GS0782127**** 198 296.80
 Add-on	**GA0602127**** 130 176.10	**GA0662127**** 136 179.00	**GA0722127**** 142 184.20	**GA0782127**** 148 188.20
 Starter	**GS0602130**** 178 277.70	**GS0662130**** 186 282.30	**GS0722130**** 194 289.70	**GS0782130**** 202 301.10
 Add-on	**GA0602130**** 133 178.80	**GA0662130**** 139 181.70	**GA0722130**** 145 186.90	**GA0782130**** 151 190.90
 Starter	**GS0602427**** 180 280.20	**GS0662427**** 188 284.80	**GS0722427**** 196 292.20	**GS0782427**** 204 303.60
 Add-on	**GA0602427**** 135 181.30	**GA0882427**** 141 184.20	**GA0722427**** 147 189.40	**GA0782427**** 153 193.40
 Starter	**GS0602430**** 184 284.50	**GS0662430**** 192 289.10	**GS0722430**** 200 296.50	**GS0782430**** 208 307.90
 Add-on	**GA0602430**** 138 184.00	**GA0662430**** 144 186.90	**GA0722430**** 150 192.10	**GA0782430**** 156 196.10
 Starter	**GS0602730**** 188 291.00	**GS0662730**** 196 295.60	**GS0722730**** 204 303.00	**GS0782730**** 212 314.40
 Add-on	**GA0602730**** 140 188.50	**GA0662730**** 146 191.40	**GA0722730**** 152 196.60	**GA0782730**** 158 200.60

## KENT

Store Fixtures

P.O.Box 170399 Birmingham, Alabama 35217-0399  
Patented in the United States, England, France and Germany.

















Prices and products subject to change without notice.



# 1" ADJUSTABLE

# GONDOLA PRICING GUIDE

Heights	84" Wt.	90" Wt.	96" Wt.	120" Wt.
 Starter 12 12 Add-on	**GS0841212**** 169 286.10 **GA0841212**** 128 183.30	**GS0901212**** 177 297.30 **GA0901212**** 134 189.60	**GS0961212**** 185 305.70 **GA0961212**** 140 195.90	**GS1201212**** 217 349.50 **GA1201212**** 164 224.50
 Starter 15 15 Add-on	**GS0841515**** 176 287.70 **GA0841515**** 131 184.70	**GS0901515**** 184 298.90 **GA0901515**** 137 191.20	**GS0961515**** 192 307.30 **GA0961515**** 141 197.30	**GS1201515**** 224 351.10 **GA1201515**** 165 225.90
 Starter 18 18 Add-on	**GS0841818**** 189 299.10 **GA0841818**** 143 192.70	**GS0901818**** 197 310.30 **GA0901818**** 149 199.20	**GS0961818**** 205 318.70 **GA0961818**** 155 205.30	**GS1201818**** 237 362.50 **GA1201818**** 179 233.90
 Starter 21 21 Add-on	**GS0842121**** 197 306.70 **GA0842121**** 148 197.30	**GS0902121**** 205 317.90 **GA0902121**** 154 203.80	**GS0962121**** 213 326.30 **GA0962121**** 160 209.90	**GS1202121**** 245 370.10 **GA1202121**** 184 238.50
 Starter 24 24 Add-on	**GS0842424**** 210 320.30 **GA0842424**** 158 207.70	**GS0902424**** 218 331.50 **GA0902424**** 164 214.20	**GS0962424**** 226 339.90 **GA0962424**** 170 220.30	**GS1202424**** 258 383.70 **GA1202424**** 194 248.90
 Starter 27 27 Add-on	**GS0842727**** 217 333.30 **GA0842727**** 163 216.70	**GS0902727**** 225 344.50 **GA0902727**** 169 223.20	**GS0962727**** 233 352.90 **GA0962727**** 175 229.30	**GS1202727**** 265 396.70 **GA1202727**** 199 257.90
 Starter 30 30 Add-on	**GS0843030**** 225 341.90 **GA0843030**** 168 222.10	**GS0903030**** 233 353.10 **GA0903030**** 174 228.60	**GS0963030**** 241 361.50 **GA0963030**** 180 234.70	**GS1203030**** 273 405.30 **GA1203030**** 204 263.30
 Starter 12 15 Add-on	**GS0841215**** 173 286.90 **GA0841215**** 130 184.00	**GS0901215**** 181 298.10 **GA0901215**** 136 190.50	**GS0961215**** 189 306.50 **GA0961215**** 142 196.60	**GS1201215**** 221 350.30 **GA1201215**** 166 225.20
 Starter 12 18 Add-on	**GS0841218**** 179 292.60 **GA0841218**** 136 188.00	**GS0901218**** 187 303.80 **GA0901218**** 142 194.50	**GS0961218**** 195 312.20 **GA0961218**** 148 200.60	**GS1201218**** 227 356.00 **GA1201218**** 172 229.20
 Starter 12 21 Add-on	**GS0841221**** 183 296.40 **GA0841221**** 138 190.30	**GS0901221**** 191 307.60 **GA0901221**** 144 196.80	**GS0961221**** 199 316.00 **GA0961221**** 150 202.90	**GS1201221**** 231 359.80 **GA1201221**** 174 231.50
 Starter 12 24 Add-on	**GS0841224**** 190 303.20 **GA0841224**** 143 195.50	**GS0901224**** 198 314.40 **GA0901224**** 149 202.00	**GS0961224**** 206 322.80 **GA0961224**** 155 208.10	**GS1201224**** 238 366.60 **GA1201224**** 179 236.70
 Starter 12 27 Add-on	**GS0841227**** 193 309.70 **GA0841227**** 145 200.00	**GS0901227**** 201 320.90 **GA0901227**** 151 206.50	**GS0961227**** 209 329.30 **GA0961227**** 157 212.60	**GS1201227**** 241 373.10 **GA1201227**** 181 241.20
 Starter 12 30 Add-on	**GS0841230**** 197 314.00 **GA0841230**** 148 202.70	**GS0901230**** 205 325.20 **GA0901230**** 154 209.20	**GS0961230**** 213 333.60 **GA0961230**** 160 215.30	**GS1201230**** 245 377.40 **GA1201230**** 184 243.90
 Starter 15 18 Add-on	**GS0841518**** 182 293.40 **GA0841518**** 137 188.70	**GS0901518**** 190 304.60 **GA0901518**** 143 195.20	**GS0961518**** 198 313.00 **GA0961518**** 149 201.30	**GS1201518**** 230 356.80 **GA1201518**** 173 229.90

## KENT

Store Fixtures

P.O.Box 170399 Birmingham, Alabama 35217-0399  
Patented in the United States, England, France and Germany.









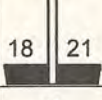

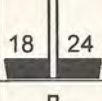

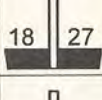

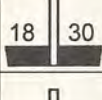



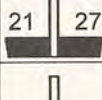

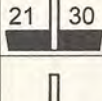



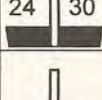





Prices and products subject to change without notice



# GONDOLA PRICING GUIDE

# 1" ADJUSTABLE

Heights	84" Wt.	90" Wt.	96" Wt.	120" Wt.
 Starter	**GS0841521**** 186 297.20	**GS0901521**** 194 308.40	**GS0961521**** 202 316.80	**GS1201521**** 234 360.60
 Add-on	**GA0841521**** 139 191.00	**GA0901521**** 145 197.50	**GA0961521**** 151 203.60	**GA1201521**** 175 232.20
 Starter	**GS0841524**** 191 304.00	**GS0901524**** 199 315.20	**GS0961524**** 207 323.60	**GS1201524**** 239 367.40
 Add-on	**GA0841524**** 144 196.20	**GA0901524**** 150 202.70	**GA0961524**** 156 208.80	**GA1201524**** 180 237.40
 Starter	**GS0841527**** 196 310.50	**GS0901527**** 204 321.70	**GS0961527**** 212 330.10	**GS1201527**** 244 373.90
 Add-on	**GA0841527**** 147 200.70	**GA0901527**** 153 207.20	**GA0961527**** 159 213.30	**GA1201527**** 183 241.90
 Starter	**GS0841530**** 200 314.80	**GS0901530**** 208 326.00	**GS0961530**** 216 334.40	**GS1201530**** 248 378.20
 Add-on	**GA0841530**** 149 203.40	**GA0901530**** 155 209.90	**GA0961530**** 161 216.00	**GA1201530**** 185 244.60
 Starter	**GS0841821**** 193 302.90	**GS0901821**** 201 314.10	**GS0961821**** 209 322.50	**GS1201821**** 241 366.30
 Add-on	**GA0841821**** 145 195.00	**GA0901821**** 151 201.50	**GA0961821**** 157 207.60	**GA1201821**** 181 236.20
 Starter	**GS0841824**** 199 309.70	**GS0901824**** 207 320.90	**GS0961824**** 215 329.30	**GS1201824**** 247 373.10
 Add-on	**GA0841824**** 150 200.20	**GA0901824**** 156 206.70	**GA0961824**** 162 212.80	**GA1201824**** 186 241.40
 Starter	**GS0841827**** 203 316.20	**GS0901827**** 211 327.40	**GS0961827**** 219 335.80	**GS1201827**** 251 379.60
 Add-on	**GA0841827**** 153 204.70	**GA0901827**** 159 211.20	**GA0961827**** 165 217.30	**GA1201827**** 189 245.10
 Starter	**GS0841830**** 207 320.50	**GS0901830**** 215 331.70	**GS0961830**** 223 340.10	**GS1201830**** 255 383.90
 Add-on	**GA0841830**** 155 207.40	**GA0901830**** 161 213.90	**GA0961830**** 167 220.00	**GA1201830**** 191 248.60
 Starter	**GS0842124**** 203 313.50	**GS0902124**** 211 324.70	**GS0962124**** 219 333.10	**GS1202124**** 251 376.90
 Add-on	**GA0842124**** 153 202.50	**GA0902124**** 159 209.00	**GA0962124**** 165 215.10	**GA1202124**** 189 243.70
 Starter	**GS0842127**** 207 320.00	**GS0902127**** 215 331.20	**GS0962127**** 223 339.60	**GS1202127**** 255 383.40
 Add-on	**GA0842127**** 155 207.00	**GA0902127**** 161 213.50	**GA0962127**** 167 219.60	**GA1202127**** 191 248.20
 Starter	**GS0842130**** 211 324.30	**GS0902130**** 219 335.50	**GS0962130**** 227 343.90	**GS1202130**** 259 387.70
 Add-on	**GA0842130**** 158 209.70	**GA0902130**** 164 216.20	**GA0962130**** 170 222.30	**GA1202130**** 194 250.90
 Starter	**GS0842427**** 213 326.80	**GS0902427**** 221 338.00	**GS0962427**** 229 346.40	**GS1202427**** 261 390.20
 Add-on	**GA0842427**** 160 212.20	**GA0902427**** 166 218.70	**GA0962427**** 172 224.80	**GA1202427**** 196 253.10
 Starter	**GS0842430**** 217 331.10	**GS0902430**** 225 342.30	**GS0962430**** 233 350.70	**GS1202430**** 265 394.50
 Add-on	**GA0842430**** 163 214.90	**GA0902430**** 169 221.40	**GA0962430**** 175 227.50	**GA1202430**** 199 256.10
 Starter	**GS0842730**** 221 337.60	**GS0902730**** 229 348.80	**GS0962730**** 237 357.20	**GS1202730**** 269 401.00
 Add-on	**GA0842730**** 165 219.40	**GA0902730**** 171 225.90	**GA0962730**** 177 232.00	**GA1202730**** 201 260.60

**KENT**

Store Fixtures

P.O.Box 170399 Birmingham, Alabama 35217-0399  
Patented in the United States, England, France and Germany.

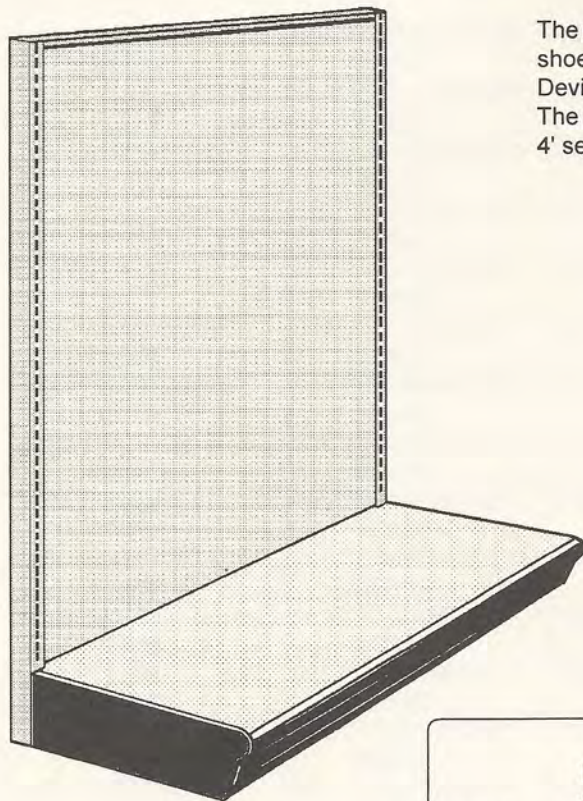


Prices and products subject to change without notice.



# 1" ADJUSTABLE

# WALL PRICING GUIDE



The prices in this guide are based on standard KU 2.5" uprights, 7" SS style shoes, BSM base shelves, solid painted backs and standard colors. Deviations must be calculated and added or deducted from these prices. The following component parts are included in each sectional price. 3' and 4' sections are the same price.

STARTER	COMPONENT	ADD-ON
2	KU 2.5 Upright	1
2	SS 7" Shoe	1
2	SC 7" Shoe Cap	
1***	TBS 2.5 Tie Bar	1***
1	EKP 7" Kickplate	1
1*	LTC 2.5 Top Cap	1*
2**	KUC Upright Cap	1**
2	KEC 2.5 End Cover	
1	BSM Base Shelf	1
1***	KB Plain Painted Back	1***

Notes \* LTC style Top Caps and KUCs are included as standard items of the pricing guide  
 \*\* KUC Upright Caps included up to 72" tall units.  
 \*\*\* Walls over 78" in height include 2 Tie Bars and a Double Channel for two-piece backs.



Refer to **COLOR GUIDE**  
for available finish and  
color codes

## OPTIONAL BACKS - ADD TO SECTION PRICES

HT	Pegboard Std Color	Hdbd Plain Unptd	Woodgrain Plain	Woodgrain Pegbrd	Vinyl Mirror PlainorPeg
36"	.90	<2.90>	4.50	9.90	47.10
42"	.90	<2.90>	7.80	15.60	57.40
48"	1.80	<2.90>	12.30	19.20	69.40
54"	2.00	<2.20>	13.90	21.00	69.40
60"	2.30	<3.40>	15.50	22.00	88.60
66"	3.00	<3.60>	18.70	27.30	96.40
72"	3.60	<4.30>	21.40	28.30	133.50
78"	4.50	<4.20>	22.50	39.90	134.20
84"	3.60	<4.20>	25.00	42.70	130.40
90"	5.00	<4.30>	26.70	44.50	130.60
96"	4.20	<5.00>	25.00	43.10	139.20
120"	4.40	<7.40>	32.10	51.70	176.20

## PRICING WALL SECTIONS

The following is an example of using the catalog pricing guide. These prices are for a 20' run of wall shelving, 96" tall with an 18" base shelf, standard plain painted back for 1 section, peg painted backs for 4 sections, 2 rows of 13" and 2 rows of 15" shelves for the full 20' of shelving. Note that sectional prices include painted backs.

QTY	CODE	DECSRIPTION	PRICE	EXT
1	48WS9618PLIV	Wall Starter 96-18 Plain Ivory Backs	215.50	215.50
4	48WA9618PGIV	Wall Add-on 96-18 Pegboard Ivory Backs	126.90	507.60
4		adjust for Peg Painted Backs	5.00	20.00
10	KTM4813	Standard 4'-13" Upper Shelf	20.20	202.00
10	KTM4815	Standard 4'-15" Upper Shelf	23.70	237.00
Total				1,182.10

**KENT** Store Fixtures

P.O.Box 170399 Birmingham, Alabama 35217-0399  
 Patented in the United States, England, France and Germany.










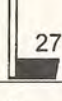

Prices and products subject to change without notice



# WALL PRICING GUIDE

# 1" ADJUSTABLE

Heights		36"	Wt.	42"	Wt.	48"	Wt.	54"	Wt.
	Starter	**WS3612**** 138.00	64	**WS4212**** 139.20	70	**WS4812**** 143.00	76	**WS5412**** 150.30	82
	Add-on	**WA3612**** 83.40	45	**WA4212**** 84.00	49	**WA4812**** 85.10	53	**WA5412**** 88.90	57
	Starter	**WS3615**** 138.80	67	**WS4215**** 140.00	73	**WS4815**** 143.80	79	**WS5415**** 151.10	85
	Add-on	**WA3615**** 84.10	48	**WA4215**** 84.70	52	**WA4815**** 85.80	56	**WA5415**** 89.60	60
	Starter	**WS3618**** 144.50	74	**WS4218**** 145.70	80	**WS4818**** 149.50	86	**WS5418**** 156.80	92
	Add-on	**WA3618**** 88.10	53	**WA4218**** 88.70	57	**WA4818**** 89.80	61	**WA5418**** 93.60	65
	Starter	**WS3621**** 148.30	78	**WS4221**** 149.50	84	**WS4821**** 153.30	90	**WS5421**** 160.60	96
	Add-on	**WA3621**** 90.40	55	**WA4221**** 91.00	59	**WA4821**** 92.10	63	**WA5421**** 95.90	67
	Starter	**WS3624**** 155.10	84	**WS4224**** 156.30	90	**WS4824**** 160.10	96	**WS5424**** 167.40	102
	Add-on	**WA3624**** 95.60	60	**WA4224**** 96.20	64	**WA4824**** 97.30	68	**WA5424**** 101.10	72
	Starter	**WS3627**** 161.60	88	**WS4227**** 162.80	94	**WS4827**** 166.60	100	**WS5427**** 173.90	106
	Add-on	**WA3627**** 100.10	63	**WA4227**** 100.70	67	**WA4827**** 101.80	71	**WA5427**** 105.60	75
	Starter	**WS3630**** 165.90	92	**WS4230**** 167.10	98	**WS4830**** 170.90	102	**WS5430**** 178.20	108
	Add-on	**WA3630**** 102.80	65	**WA4230**** 103.40	69	**WA4830**** 104.50	73	**WA5430**** 108.30	77

Heights		60"	Wt.	66"	Wt.	72"	Wt.	78"	Wt.
	Starter	**WS6012**** 157.30	88	**WS6612**** 161.30	94	**WS7212**** 167.20	100	**WS7812**** 177.40	106
	Add-on	**WA6012**** 93.20	61	**WA6612**** 95.50	65	**WA7212**** 99.20	69	**WA7812**** 102.00	73
	Starter	**WS6015**** 158.10	91	**WS6615**** 162.10	97	**WS7215**** 168.00	105	**WS7815**** 178.20	109
	Add-on	**WA6015**** 93.90	64	**WA6615**** 96.20	68	**WA7215**** 99.90	72	**WA7815**** 102.70	76
	Starter	**WS6018**** 163.80	98	**WS6618**** 167.80	104	**WS7218**** 173.70	110	**WS7818**** 183.90	116
	Add-on	**WA6018**** 97.90	69	**WA6618**** 100.20	73	**WA7218**** 103.90	77	**WA7818**** 106.70	81
	Starter	**WS6021**** 167.60	102	**WS6621**** 171.60	108	**WS7221**** 177.50	114	**WS7821**** 187.70	120
	Add-on	**WA6021**** 100.20	71	**WA6621**** 102.50	75	**WA7221**** 106.20	79	**WA7821**** 109.00	83
	Starter	**WS6024**** 174.40	108	**WS6624**** 178.40	114	**WS7224**** 184.30	120	**WS7824**** 194.50	126
	Add-on	**WA6024**** 105.40	76	**WA6624**** 107.70	79	**WA7224**** 111.40	83	**WA7824**** 114.20	88
	Starter	**WS6027**** 180.90	112	**WS6627**** 184.90	118	**WS7227**** 190.80	124	**WS7827**** 201.00	130
	Add-on	**WA6027**** 109.90	79	**WA6627**** 112.20	83	**WA7227**** 115.90	87	**WA7827**** 118.70	91
	Starter	**WS6030**** 185.20	116	**WS6630**** 189.20	122	**WS7230**** 195.10	128	**WS7830**** 205.30	134
	Add-on	**WA6030**** 112.60	81	**WA6630**** 114.90	85	**WA7230**** 118.60	89	**WA7830**** 121.40	93

# KENT




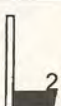
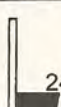
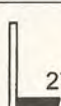
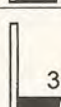
Store Fixtures

P.O.Box 170399 Birmingham, Alabama 35217-0399  
Patented in the United States, England, France and Germany.



Prices and products subject to change without notice.

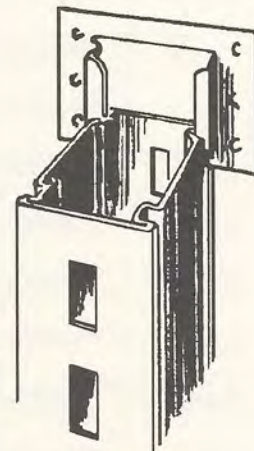
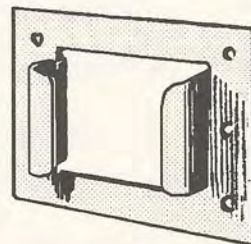


1" ADJUSTABLE				WALL PRICING GUIDE					
Heights		84"	Wt.	90"	Wt.	96"	Wt.	120"	Wt.
	Starter	**WS8412****	113	**WS9012****	119	**WS9612****	125	**WS12012****	149
		193.40		202.90		209.00		242.70	
	12 Add-on	**WA8412****	78	**WA9012****	82	**WA9612****	86	**WA12012****	102
		113.60		118.40		122.20		140.70	
	Starter	**WS8415****	116	**WS9015****	122	**WS9615****	128	**WS12015****	152
		194.20		203.70		209.80		243.50	
	15 Add-on	**WA8415****	81	**WA9015****	85	**WA9615****	89	**WA12015****	105
		114.30		119.10		122.90		141.40	
	Starter	**WS8418****	123	**WS9018****	129	**WS9618****	135	**WS12018****	159
		199.90		209.40		215.50		249.20	
	18 Add-on	**WA8418****	86	**WA9018****	90	**WA9618****	94	**WA12018****	110
		118.30		123.10		126.90		145.40	
	Starter	**WS8421****	127	**WS9021****	133	**WS9621****	139	**WS12021****	163
		203.70		213.20		219.30		253.00	
	21 Add-on	**WA8421****	88	**WA9021****	92	**WA9621****	96	**WA12021****	112
		120.60		125.40		129.20		147.70	
	Starter	**WS8424****	133	**WS9024****	139	**WS9624****	145	**WS12024****	169
		210.50		220.00		226.10		259.80	
	24 Add-on	**WA8424****	93	**WA9024****	97	**WA9624****	101	**WA12024****	117
		125.80		130.60		134.40		152.90	
	Starter	**WS8427****	137	**WS9027****	143	**WS9627****	149	**WS12027****	173
		217.00		226.50		232.60		266.30	
	27 Add-on	**WA8427****	96	**WA9027****	100	**WA9627****	104	**WA12027****	120
		130.30		135.10		138.90		157.40	
	Starter	**WS8430****	141	**WS9030****	147	**WS9630****	153	**WS12030****	177
		221.30		230.80		236.90		270.60	
	30 Add-on	**WA8430****	98	**WA9030****	102	**WA9630****	106	**WA12030****	122
		133.00		137.80		141.60		160.10	

## MOUNTING BRACKET

Wall shelving should be firmly anchored when units are to be heavily merchandised and when shelving heights are greater than 72". The MOUNTING BRACKET slides freely in upright panel grooves, making attachment possible at any convenient location along the Upright. Double flanges hold the upright securely in place. Six holes are provided for fasteners. Two brackets per upright recommended.

Mounting Bracket  
Code Color  
MB . . . . . \*\* \$ 2.70



**KENT** Store Fixtures

P.O.Box 170399 Birmingham, Alabama 35217-0399  
Patented in the United States, England, France and Germany.



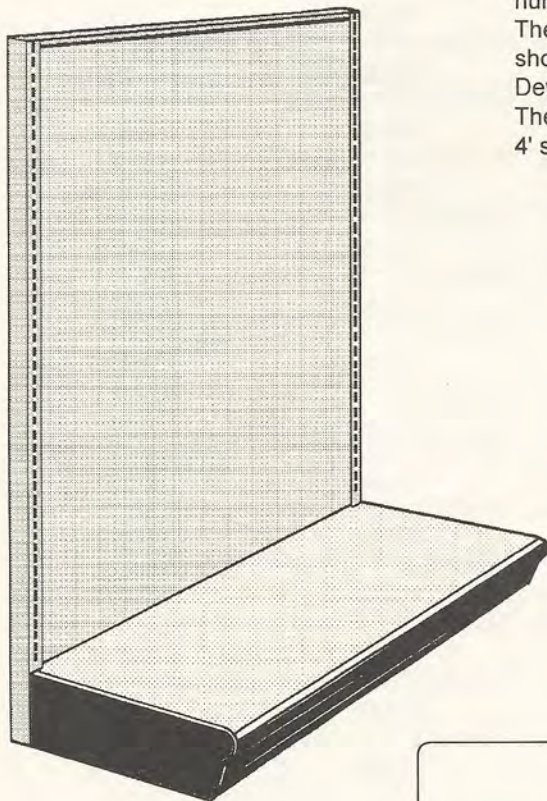
Prices and products subject to change without notice



# END DISPLAY PRICING GUIDE

# 1" ADJUSTABLE

Free-standing End Displays allow quick responses to merchandising or promotional changes. Basic interchangeable components make possible numerous functional, attractive combinations for effective merchandising. The prices in this guide are based on standard KU 2.5" uprights, 7" SS style shoes, BSM base shelves, solid painted backs and standard colors. Deviations must be calculated and added or deducted from these prices. The following component parts are included in each sectional price. 3' and 4' sections are the same price.



STARTER	COMPONENT	ADD-ON
2	KU 2.5 Upright	1
2	SS 7" Shoe	1
2	SC 7" Shoe Cap	
1***	TBS 2.5 Tie Bar	1***
1	EKP 7" Kickplate	1
1	BPKP Back Kickplate	1
1*	LTC 2.5 Top Cap	1*
2**	KUC Upright Cap	1**
2	KEC 2.5 End Cover	
1	BSM Base Shelf	1
2***	KB Plain Painted Back	2***

Notes \* LTC style Top Caps and KUCs are included as standard items in the pricing guide.

\*\* KUC Upright Caps included up to 72" tall units.

\*\*\* End Displays over 78" in height include 2 Tie Bars and 2 double channels for two-piece backs.



**Refer to COLOR GUIDE  
for available finish and  
color codes**

## OPTIONAL BACKS - ADD TO SECTIONAL PRICES

Hght	Pegbrd Stnd Color	Hdbrd Plain Unptd	Woodgrn Plain	Woodgrn Pegbrd	Vinyl Mirror Plain or Peg
48"	3.60	<5.80>	24.60	38.40	138.80
54"	4.00	<4.40>	27.80	42.00	138.80
60"	4.60	<6.80>	31.00	44.00	177.20
66"	6.00	<7.20>	37.40	54.60	192.80
72"	7.20	<8.60>	42.80	56.60	267.00
78"	9.00	<8.40>	45.00	79.80	268.40
84"	7.20	<8.40>	50.00	85.40	260.80
96"	8.40	<10.00>	50.00	86.20	278.40

## Pricing End Display Sections

The following is an example of using the catalog pricing guide. These prices are for two separate 3' end displays that are 54" tall with 15" base shelves, double peg painted backpanels, and 6 total 13" upper shelves. Note that sectional prices include solid painted backs.

QTY	CODE	DESCRIPTION	PRICE	EXT
2	36ES5415PGIVPGIV	End Display Starter 54-15 dbl Peg Ivory Backs	181.10	362.20
2		adjust for Peg Painted Backs	4.00	8.00
6	KTM3613	Standard 3'-13" Upper Shelf	20.20	121.20
Total				491.40

**KENT** Store Fixtures

P.O.Box 170399 Birmingham, Alabama 35217-0399  
Patented in the United States, England, France and Germany.





























Prices and products subject to change without notice.



# 1" ADJUSTABLE

# END DISPLAY PRICING GUIDE

Heights	48"	Wt.	54"	Wt.	60"	Wt.	66"	Wt.
 Starter	**ES04812****	95	**ES05412****	103	**ES06012****	111	**ES06612****	119
	170.90		180.30		189.70		194.30	
 Add-on	**EA04812****	72	**EA05412****	78	**EA06012****	84	**EA06612****	90
	113.00		118.90		125.60		128.50	
 Starter	**ES04815****	98	**ES05415****	106	**ES06015****	114	**ES06615****	122
	171.70		181.10		190.50		195.10	
 Add-on	**EA04815****	75	**EA05415****	81	**EA06015****	87	**EA06615****	93
	113.70		119.60		126.30		129.20	
 Starter	**ES04818****	105	**ES05418****	113	**ES06018****	121	**ES06618****	129
	177.40		186.80		196.20		200.80	
 Add-on	**EA04818****	80	**EA05418****	86	**EA06018****	92	**EA06618****	98
	117.70		123.60		130.30		133.20	
 Starter	**ES04821****	109	**ES05421****	117	**ES06021****	125	**ES06621****	133
	181.20		190.60		200.00		204.60	
 Add-on	**EA04821****	82	**EA05421****	88	**EA06021****	94	**EA06621****	100
	120.00		125.90		132.60		135.50	
 Starter	**ES04824****	115	**ES05424****	123	**ES06024****	131	**ES06624****	139
	188.00		197.40		206.80		211.40	
 Add-on	**EA04824****	87	**EA05424****	93	**EA06024****	99	**EA06624****	105
	125.20		131.10		137.80		140.70	
 Starter	**ES04827****	119	**ES05427****	127	**ES06027****	135	**ES06627****	143
	194.50		203.90		213.30		217.90	
 Add-on	**EA04827****	90	**EA05427****	96	**EA06027****	102	**EA06627****	108
	129.70		135.60		142.30		145.20	
 Starter	**ES04830****	121	**ES05430****	129	**ES06030****	137	**ES06630****	145
	198.80		208.20		217.60		222.20	
 Add-on	**EA04830****	92	**EA05430****	98	**EA06030****	104	**EA06630****	110
	132.40		138.30		145.00		147.90	

Heights	72"	Wt.	78"	Wt.	84"	Wt.	96"	Wt.
 Starter	**ES07212****	127	**ES07812****	135	**ES08412****	143	**ES09612****	159
	201.70		213.10		236.30		255.90	
 Add-on	**EA07212****	96	**EA07812****	102	**EA08412****	108	**EA09612****	120
	133.70		137.70		156.50		169.10	
 Starter	**ES07215****	130	**ES07815****	138	**ES08415****	146	**ES09615****	162
	202.50		213.90		237.10		256.70	
 Add-on	**EA07215****	99	**EA07815****	105	**EA08415****	111	**EA09615****	123
	134.40		138.40		157.20		169.80	
 Starter	**ES07218****	137	**ES07818****	145	**ES08418****	153	**ES09618****	169
	208.20		219.60		242.80		262.40	
 Add-on	**EA07218****	104	**EA07818****	110	**EA08418****	116	**EA09618****	128
	138.40		142.40		161.20		173.80	
 Starter	**ES07221****	141	**ES07821****	149	**ES08421****	157	**ES09621****	173
	212.00		223.40		246.60		266.20	
 Add-on	**EA07221****	106	**EA07821****	112	**EA08421****	118	**EA09621****	130
	140.70		144.70		163.50		176.10	
 Starter	**ES07224****	147	**ES07824****	155	**ES08424****	163	**ES09624****	179
	218.80		230.20		253.40		273.00	
 Add-on	**EA07224****	111	**EA07824****	117	**EA08424****	123	**EA09624****	135
	145.90		149.90		168.70		181.30	
 Starter	**ES07227****	151	**ES07827****	159	**ES08427****	167	**ES09627****	183
	225.30		236.70		259.90		279.50	
 Add-on	**EA07227****	114	**EA07827****	120	**EA08427****	126	**EA09627****	138
	150.40		154.40		173.20		185.80	
 Starter	**ES07230****	155	**ES07830****	163	**ES08430****	171	**ES09630****	187
	229.60		241.00		264.20		283.80	
 Add-on	**EA07230****	116	**EA07830****	122	**EA08430****	128	**EA09630****	140
	153.10		157.10		175.90		188.50	

**KENT**

Store Fixtures

P.O.Box 170399 Birmingham, Alabama 35217-0399  
Patented in the United States, England, France and Germany.



Prices and products subject to change without notice



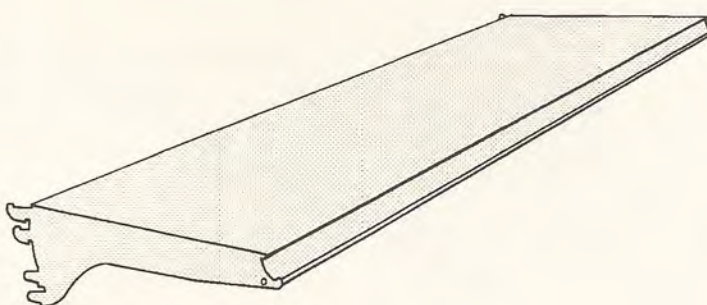
## STANDARD UPPER SHELVES

## 1" ADJUSTABLE PRICING GUIDE

The Standard shelf is designed for versatility, satisfying a wide range of merchandising needs that require both style and strength. Designed for straight insertion to a flat or 15 degree downtilt position, the Standard shelf may be supplied with any shelf option and will accept all accessories. Please notice the Trimline shelf is also the Standard shelf for 9" to 15" shelf depths. You may place KTM and KSM shelves of equal depth side by side without disturbing any merchandising set.

DPTH	LGTH	WT.	CODE	
9"	36"	7.8	KTM3609	18.10
	48"	9.0	KTM4809	
11"	36"	8.5	KTM3611	18.80
	48"	10.2	KTM4811	
13"	36"	9.2	KTM3613	20.20
	48"	11.4	KTM4813	
15"	36"	11.3	KTM3615	23.70
	48"	14.0	KTM4815	
17"	36"	12.4	KSM3617	25.40
	48"	15.4	KSM4817	
19"	36"	13.5	KSM3619	26.70
	48"	16.4	KSM4819	
21"	36"	15.4	KSM3621	30.20
	48"	18.1	KSM4821	

### STANDARD MOLDING FRONT

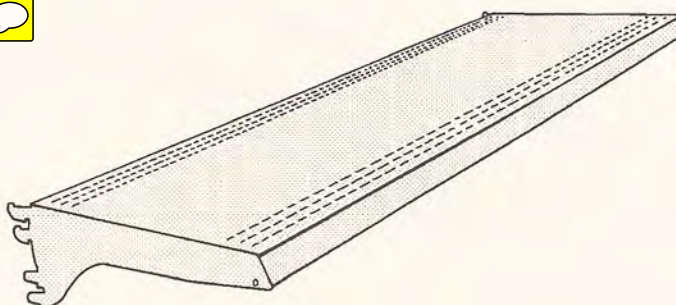


Standard perforated shelves have three rows of diamond perforations front and back placed 1/2" O.C. for maximum flexibility in divider placement. Diamond perforations provide a more secure fit for attaching accessories than round perforations. Shelves are available with either integral 1.25" tag molding or "Angled" (no-tag) fronts as illustrated below at no additional cost. Substitute an "M" for the "A" in the shelf code when ordering molding front perforated shelves. EXAMPLE: KSMP4817



### STANDARD ANGLE FRONT PERFORATED (NO-TAG)

DPTH	LGTH	WT.	CODE	
9"	36"	7.1	KTAP3609	19.30
	48"	8.2	KTAP4909	
11"	36"	7.8	KTAP3611	20.00
	48"	9.4	KTAP4811	
13"	36"	8.5	KTAP3613	21.40
	48"	10.7	KTAP4813	
15"	36"	10.6	KTAP3615	24.90
	48"	13.2	KTAP4815	
17"	36"	12.0	KSAP3617	26.60
	48"	14.8	KSAP4817	
19"	36"	13.2	KSAP3619	27.90
	48"	16.1	KSAP4819	
21"	36"	15.2	KSAP3621	31.40
	48"	17.7	KSAP4821	



**KENT** Store Fixtures

P.O.Box 170399 Birmingham, Alabama 35217-0399  
Patented in the United States, England, France and Germany.



Prices and products subject to change without notice

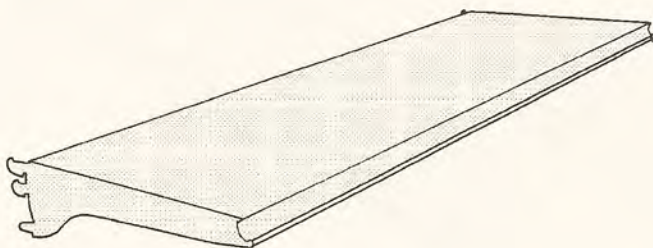


# 1" ADJUSTABLE PRICING GUIDE

# TRIMLINE UPPER SHELVES

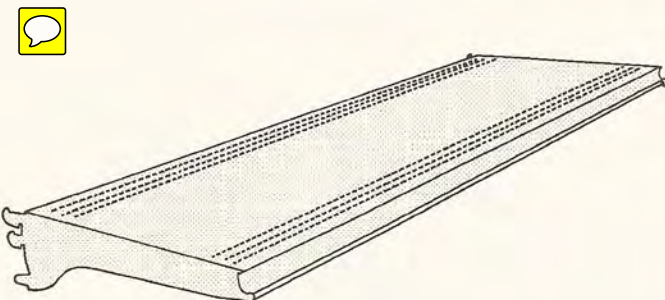
The Trimline shelf is a slim, unobtrusively styled shelf bracket designed for drug, soft goods, department and variety stores as well as specialty merchandising. This shelf conceals the strength that is inherent to all Kent upper shelves. Designed for straight insertion to a flat or 15 degree downtilt position, the Trimline shelf may be adjusted from either position with only finger tip pressure. Please notice that the Trimline shelf is also the Standard shelf for 9" to 15" shelf depths. You may place KTM and KSM shelves of equal depth side by side without disturbing any merchandising set.

## TRIMLINE MOLDING FRONT



DPTH	LGTH	WT.	CODE	
9"	36"	7.8	KTM3609	18.10
	48"	9.0	KTM4809	
11"	36"	8.5	KTM3611	18.80
	48"	10.2	KTM4811	
13"	36"	9.2	KTM3613	20.20
	48"	11.4	KTM4813	
15"	36"	11.3	KTM3615	23.70
	48"	14.0	KTM4815	
17"	36"	12.5	KTM3617	24.70
	48"	15.5	KTM4817	
19"	36"	13.4	KTM3619	26.50
	48"	16.6	KTM4819	

## TRIMLINE MOLDING FRONT PERFORATED



Trimline perforated shelves have three rows of diamond perforations front and back placed 1/2" O.C. for maximum flexibility in divider placement. Diamond perforations provide a more secure fit than round perforations. Shelves are available with either "Angle" (no-tag) fronts or integral 1.25" tag molding as illustrated at no additional cost. Substitute an "A" for the "M" in the shelf code when ordering angle front shelves.

EXAMPLE: KTAP4815

DPTH	LGTH	WT.	CODE	
9"	36"	7.1	KTMP3609	19.30
	48"	8.2	KTMP4809	
11"	36"	7.8	KTMP3611	20.00
	48"	9.4	KTMP4811	
13"	36"	8.5	KTMP3613	21.40
	48"	10.7	KTMP4813	
15"	36"	10.6	KTMP3615	24.90
	48"	13.2	KTMP4815	
17"	36"	11.8	KTMP3617	25.90
	48"	14.7	KTMP4817	
18"	36"	12.2	KTMP3618	27.70
	48"	15.2	KTMP4818	
19"	36"	12.7	KTMP3619	27.70
	48"	15.8	KTMP4819	





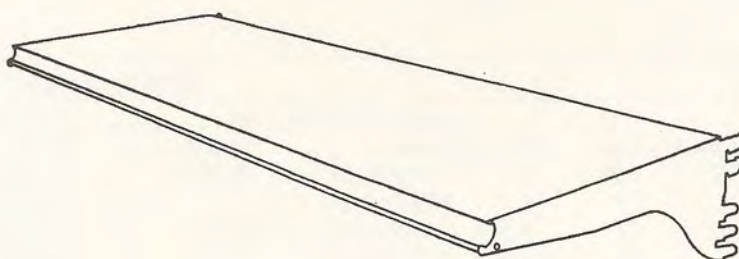
## HEAVY DUTY UPPER SHELVES

## 1" ADJUSTABLE PRICING GUIDE

The rugged Heavy Duty shelf was developed for heavier grocery merchandising and is also frequently used in hardware, liquor, paint, and other retail applications where exceptionally heavy loads are displayed.

DPTH	LGTH	WT.	CODE	
19"	36"	14.1	KHM3619	31.10
	48"	17.2	KHM4819	
21"	36"	16.1	KHM3621	34.80
	48"	19.8	KHM4821	
23"	36"	17.3	KHM3623	38.60
	48"	21.2	KHM4823	
25"	36"	18.4	KHM3625	42.20
	48"	22.6	KHM4825	

### HEAVY DUTY MOLDING FRONT

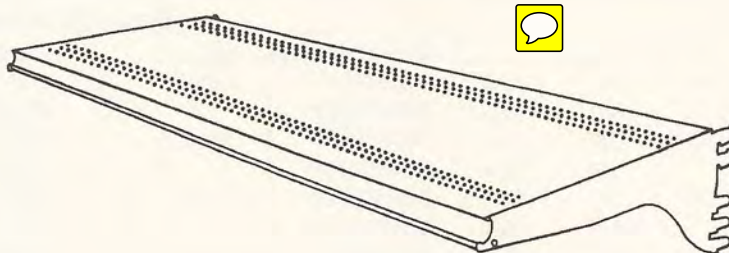


Heavy Duty perforated shelves have three rows of diamond perforations front and back placed 1/2" O.C. for maximum flexibility in divider placement. Diamond perforations provide a more secure fit for attaching accessories than round perforations. Shelves are available with either "Angle" (no-tag) fronts or integral 1.25" tag molding as illustrated at no additional cost. Substitute an "A" for the "M" in the code when ordering angle front shelves.

EXAMPLE: KHAP4821

DPTH	LGTH	WT.	CODE	
19"	36"	13.8	KHMP3619	32.30
	48"	16.9	KHMP4819	
21"	36"	15.8	KHMP3621	36.00
	48"	19.5	KHMP4821	
23"	36"	17.0	KHMP3623	39.80
	48"	20.9	KHMP4823	
25"	36"	18.1	KHMP3625	43.40
	48"	22.3	KHMP4825	

### HEAVY DUTY MOLDING FRONT PERFORATED



**KENT** Store Fixtures

P.O.Box 170399 Birmingham, Alabama 35217-0399  
Patented in the United States, England, France and Germany.



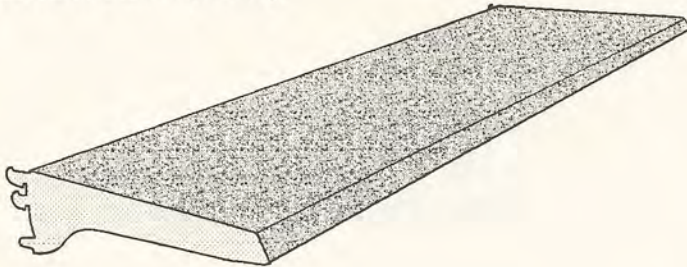
Prices and products subject to change without notice



# 1" ADJUSTABLE PRICING GUIDE

# SHELF LINERS CARPET AND VINYL

Standard shelves may be ordered with fabric or vinyl liners. The "Angle Front" shelf is supplied for a wrap-around look while the standard front shelf is supplied with a VLM when molding is required. Kent offers a variety of colors that coordinate with most any decor. Current available colors are Gunmetal, Pewter, and Black from the OZITE® Corporation. The present pattern of shelf vinyl has a textured design but may vary over time due to periodic changes. Prices given are for standard shelves in standard colors. Other types of shelves or optional colors must be calculated separately.



Liner Type	Shelf Code Suffix
Shelf Vinyl	*VSS
Carpet	
Black	*CBL
Gunmetal	*CGM
Pewter	*CPT

Upper Shelves							
Depth	Lgth	Wt	Angle Front (No-Tag)		Molding Front		
			Code	Carpet	Code	Carpet	Vinyl
9"	36"	8.4	KTAP3609*	46.70	KTM3609GVL*	52.10	38.70
	48"	9.7	KTAP4809*		KTM4809GVL*		
11"	36"	9.1	KTAP3611*	48.90	KTM3611GVL*	54.30	39.30
	48"	10.9	KTAP4811*		KTM4811GVL*		
13"	36"	9.9	KTAP3613*	52.50	KTM3613GVL*	58.00	42.70
	48"	12.2	KTAP4813*		KTM4813GVL*		
15"	36"	12.0	KTAP3615*	58.00	KTM3615GVL*	63.50	46.20
	48"	14.9	KTAP4815*		KTM4815GVL*		
17"	36"	13.1	KTAP3617*	64.70	KSM3617GVL*	70.20	50.20
	48"	16.3	KTAP4817*		KSM4817GVL*		
19"	36"	14.4	KSAP3619*	69.50	KSM3619GVL*	75.00	52.10
	48"	17.5	KSAP4819*		KSM4819GVL*		
21"	36"	16.3	KSAP3621*	76.70	KSM3621GVL*	82.10	57.80
	48"	19.5	KSAP4821*		KSM4821GVL*		
23"	36"	18.4	KHAP3623*	87.40	KHM3623GVL*	92.90	66.00
	48"	22.6	KHAP4823*		KHM4823GVL*		
25"	36"	19.6	KHAP3625*	96.00	KHM3625GVL*	101.50	73.70
	48"	24.2	KHAP4825*		KHM4825GVL*		

Molding front prices are for a Gold finish. Deduct \$0.40 per shelf for Satin finish and change suffix from GVL to AVL.

Base Shelves							
			Angle Front (No-Tag)		Molding Front		
			Code	Carpet	Code	Carpet	Vinyl
12"	36"	8.5	BSAP3612*	57.40	BSM3612GVL*	57.20	43.10
	48"	13.0	BSAP4812*		BSM4812GVL*		
15"	36"	9.4	BSAP3615*	61.40	BSM3615GVL*	60.90	43.70
	48"	14.4	BSAP4815*		BSM4815GVL*		
18"	36"	11.4	BSAP3618*	71.60	BSM3618GVL*	71.00	49.80
	48"	15.3	BSAP4818*		BSM4818GVL*		
21"	36"	12.5	BSAP3621*	79.20	BSM3621GVL*	77.90	53.60
	48"	16.5	BSAP4821*		BSM4821GVL*		
24"	36"	14.3	BSAP3624*	87.60	BSM3624GVL*	87.00	61.80
	48"	19.2	BSAP4824*		BSM4824GVL*		
27"	36"	16.0	BSAP3627*	95.80	BSM3627GVL*	95.40	68.70
	48"	21.0	BSAP4827*		BSM4827GVL*		
30"	36"	17.1	BSAP3630*	105.70	BSM3630GVL*	103.10	72.50
	48"	22.7	BSAP4830*		BSM4830GVL*		

**KENT** Store Fixtures


P.O.Box 170399 Birmingham, Alabama 35217-0399  
Patented in the United States, England, France and Germany.



Prices and products subject to change without notice.



# Universal Shelf & Shelf Jacket



Kent manufactures a "Universal" shelf that fits most major manufacturers' uprights. This shelf incorporates Kent features of drop-in style brackets, multi-positions, 1-1/4" integral tag molding, and superior Electrocoated finish. Like all Kent's standard shelves, this "Universal" shelf has the straight-insertion style bracket that eliminates wasted movement of merchandise or unaffected shelves during resets or merchandising changes. Anyone who has ever struggled with a "tilt-in" type shelf, that cannot be added until the shelf above is unloaded and removed, will appreciate this standard feature. Ask your merchandisers what they prefer!



For shelving which has aged beyond its years, Kent can give your old fixtures a "new" look without replacing the entire section. Electrocoated shelf jackets that fit over tag-molding shelves will add new-life where it is needed most. Fitted for most major manufacturers' base or upper shelves, these covers simply slip on without removing the existing shelves.

Kent products are Electrocoated for 100% coverage, inside and out, top to bottom.

There are no runs, sags, blisters or "orange-peel" effects from Electrocoating.

Kent Shelving—the leading product with the superior finish.



*The*  
**KENT** Corporation

Visit our Web site at [www.kentcorp.com](http://www.kentcorp.com) or E-mail us at [Sales@kentcorp.com](mailto:Sales@kentcorp.com) or contact us at:

PHONE: 205 853-3420 ● FAX: 205-856-3622 ● WATS: 800-ALA-KENT

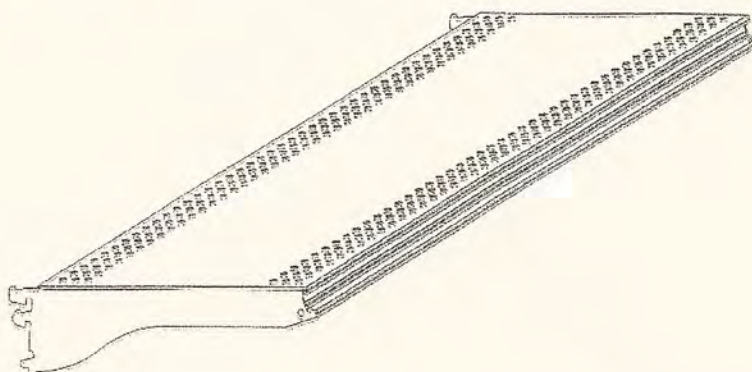
Kent products are protected under United States, English, French and German patents: U.S. 3,044,634, U.S. 3,093,094, U.S. 4,004,769, U.S. 4,055,253, U.S. 4,294,363, U.S. 4,307,671, U.S. 4,620,489, England 956,091, England 1,507,619, England 1,578,155, France 1,324,692, France 2,341,291, Germany 1,230,180.

**Designers and Manufacturers of Store Fixtures. Sold and Serviced Around the World.**



# the • Universal Shelf •

We have your answer! Our Universal Shelf solves the problem of trying to locate the proper shelf to replace worn or damaged ones. This shelf fits most manufacturers' uprights. The Universal Shelf uses Kent features like drop-in style brackets, multi-positions, 1 1/4" integral tag molding and our superior **Electrocoated** finish. Like all of Kent's standard shelves, the Universal Shelf has the straight-insertion bracket so that you only have to reset the shelves that are affected during merchandise changes. Anyone who has used a "tilt-in" type shelf will value this Kent standard feature. Not only is this a preferred shelf type by merchandisers, it is a fast and cost-effective solution to your shelving worries. Kent's Universal Shelf will keep you moving ahead!



Code #	Size	Catalog Price
LKMP3613	36"X13"	\$23.80
LKMP3615	36"X15"	\$25.00
LKMP3617	36"X17"	\$26.90
LKMP3619	36"X19"	\$27.70
LKMP3621	36"X21"	\$29.70
LKMP4813	48"X13"	\$23.80
LKMP4815	48"X15"	\$25.00
LKMP4817	48"X17"	\$26.90
LKMP4819	48"X19"	\$27.70
LKMP4821	48"X21"	\$29.70



*the* **KENT** *corporation*

P.O. Box 170399 Birmingham, AL 35217-0399

Patented in the United States, England, France and Germany.

*Prices and products subject to change without notice.*

**PAGE M11**

**August 1, 2001**



# Convex Shelf Adapter



Kent's new Convex Shelf Adapter (CSA) adds a new, innovative solution to highlighting special products and adds beauty to any Kent shelf. Installing and removing the CSA is quick and easy, and can be used on all Kent shelving, making product relocation simple and as fast as the market and the season demands. The CSA is a simple enhancement that adds great versatility and beauty to your existing shelving. The CSA is available in our full range of colors.

Kent has the only 4-tank, four standard color Electrocoating system in the world in any industry! That means 100% coverage, inside and out, top to bottom. No runs, no sags, and no blisters, only a superior finish.



Visit our Web site at [www.kentcorp.com](http://www.kentcorp.com) or E-mail us at [Sales@kentcorp.com](mailto:Sales@kentcorp.com) or contact us at:  
PHONE: 205 853-3420 ● FAX: 205-856-3622 ● WATS: 800-ALA-KENT

Kent products are protected under United States, English, French and German patents: U.S. 3,044,634, U.S. 3,093,094, U.S. 4,004,769, U.S. 4,055,253, U.S. 4,294,363, U.S. 4,307,671, U.S. 4,620,489, England 956,091, England 1,507,619, England 1,578,155, France 1,324,692, France 2,341,291, Germany 1,230,180.

**Designers and Manufacturers of Store Fixtures. Sold and Serviced Around the World.**



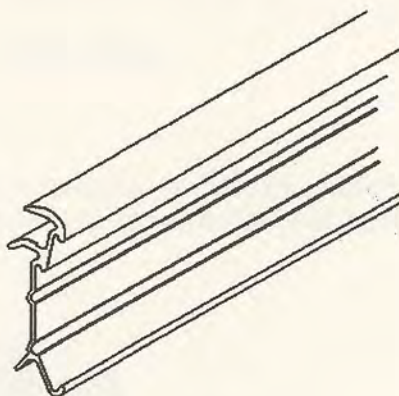
## SHELF ACCESSORIES PRICE TAG MOLDINGS

ITEMS ON THIS PAGE ARE COMPATIBLE WITH  
1" AND 1 7/16" ADJUSTABLE SHELVING

### Flush Snap-On Molding

Lgth	Wt	Code	Finish	
36"	0.3	AFSOM36*	Satin	5.50
48"	0.4	AFSOM48*		5.50
36"	0.3	GFSOM36*	Gold	5.90
48"	0.4	GFSOM48*		5.90

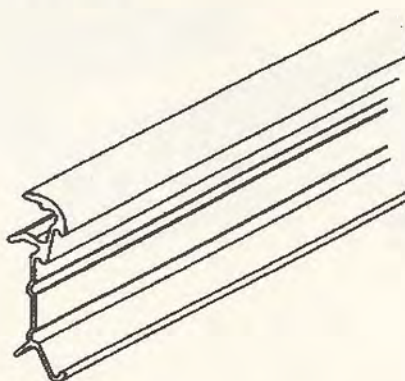
Add either B for base or S for upper shelf as a suffix to the code when ordering. If required on shelves shipped from the plant, add AFS or GFS to the shelf code when ordering. Prices are added to the respective shelf price. EXAMPLE: BSM4818AFS



### Laminate / Liner Molding

Lgth	Wt	Code	Finish	
36"	0.3	AVLM36*	Satin	6.30
48"	0.4	AVLM48*		6.30
36"	0.3	GVLM36*	Gold	6.70
48"	0.4	GVLM48*		6.70

Add either B for base or S for upper shelf as a suffix to the code when ordering. Prices are for molding only. Prices for shelf liners listed on page 18 include above GVLM prices.



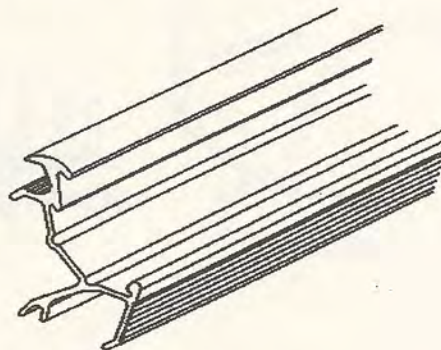
### Bumper Tag Molding

Lgth	Wt	Code	Finish	
36"	0.5	ABTM36B	Satin	8.40
48"	0.7	ABTM48B		8.40
36"	0.5	GBTM36B	Gold	8.80
48"	0.7	GBTM48B		8.80

Bumper moldings are designed for easier reading of base price tags. See page 106 for Kent's new uptilt tag base shelf that offers a 55° integral molding.

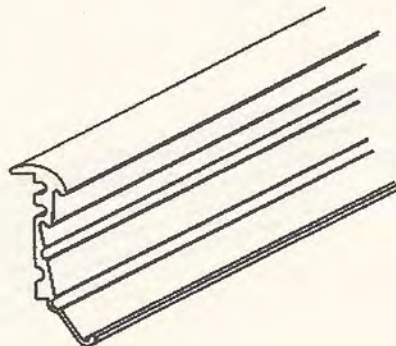
### Bumper Liner Molding

Lgth	Wt	Code	Finish	
36"	0.5	ABLM36B	Satin	8.80
48"	0.7	ABLM48B		8.80
36"	0.5	GBLM36B	Gold	9.20
48"	0.7	GBLM48B		9.20



### Price Tag Molding

Lgth	Wt	Code	Finish	
36"	0.3	APTM36S	Satin	7.20
48"	0.4	APTM48S		7.20
36"	0.3	GPTM36S	Gold	7.80
48"	0.4	GPTM48S		7.80



**KENT** Store Fixtures

P.O.Box 170399 Birmingham, Alabama 35217-0399  
Patented in the United States, England, France and Germany.

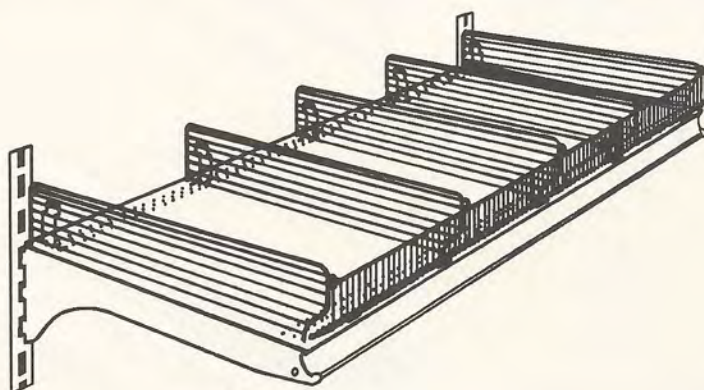


Prices and products subject to change without notice



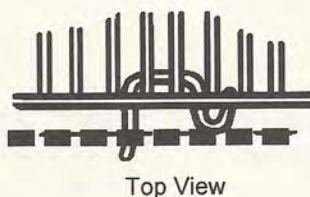
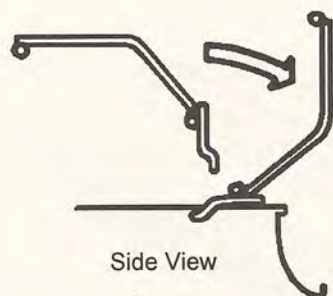
## DELUXE LOCKFENCE SYSTEM

The Deluxe Lockfence and Divider system is a rigid, lock-together display which fits diamond or round perforations for sturdy and attractive product retention. It features integral front clips and




sliding rear posts on dividers for flexibility and adjustment to optional shelf spacings and sizes. Vertical wire spacings are 3/4" for handling the heaviest and most difficult to control items. Lockfence binning is easy to install, adjust, or relocate. Available in 3" and 5" high fence with dividers for 13" through 23" perforated shelves. Either 3" or 5" components may be used together for functional control but easy access to merchandise.

### Lockfence



Hght	Lgth	Wt	Code	
3"	36"	2.0	LF336	17.60
	48"	3.0	LF348	23.10
5"	36"	2.6	LF526	19.50
	48"	3.7	LF548	25.20

### Lockstyle Divider



Hght	Dpth	Wt	Code	
3"	11"	0.3	LSD310	6.80
	13"	0.3	LSD312	7.20
	15"	0.4	LSD314	8.20
	17"	0.4	LSD316	8.40
	19"	0.5	LSD318	8.90
	21"	0.5	LSD320	9.10
	23"	0.6	LSD322	9.60
5"	13"	0.4	LSD512	8.40
	15"	0.5	LSD514	8.90
	17"	0.6	LSD516	9.50
	19"	0.7	LSD518	10.00
	21"	0.8	LSD520	10.40
	23"	0.9	LSD522	10.90

**KENT**

Store Fixtures

P.O.Box 170399 Birmingham, Alabama 35217-0399  
Patented in the United States, England, France and Germany.



Prices and products subject to change without notice.

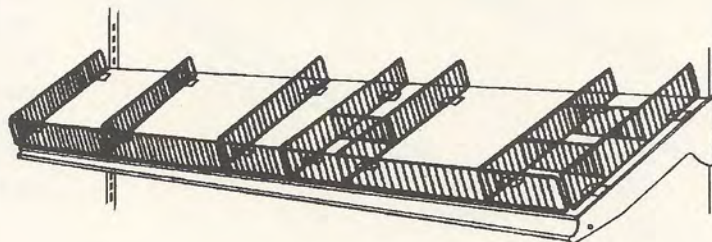


## FENCING & DIVIDERS PRICING GUIDE

ITEMS ON THIS PAGE ARE COMPATIBLE WITH  
1" AND 1 7/16" ADJUSTABLE SHELVING

### FREE STANDING FENCE SYSTEM

The Free-Standing fence system is an economical fixture featuring clip-on fence and dividers for many types of merchandise. Vertical wire members on 3/4" centers. Available in 3" and 5" heights with a full compliment of divider lengths.



#### Free Standing Dividers

Hght	Dpth	Wt	Code	
3"	11"	0.3	WFD311	4.40
	13"	0.3	WFD313	4.40
	15"	0.4	WFD315	4.60
	17"	0.4	WFD317	5.00
	19"	0.5	WFD319	5.50
	21"	0.5	WFD321	5.80
5"	23"	0.6	WFD323	6.00
	11"	0.4	WFD511	5.60
	13"	0.4	WFD513	5.80
	15"	0.5	WFD515	6.20
	17"	0.5	WFD517	6.50
	19"	0.6	WFD519	6.80
	21"	0.7	WFD521	7.00
	23"	0.7	WFD523	7.50

#### Free Standing Fence

Hght	Lgth	Wt	Code	
3"	36"	2.0	WF336	10.30
	48"	3.0	WF348	12.40
5"	36"	2.6	WF536	13.30
	48"	3.7	WF548	16.80



**KENT** Store Fixtures

P.O.Box 170399 Birmingham, Alabama 35217-0399  
Patented in the United States, England, France and Germany.



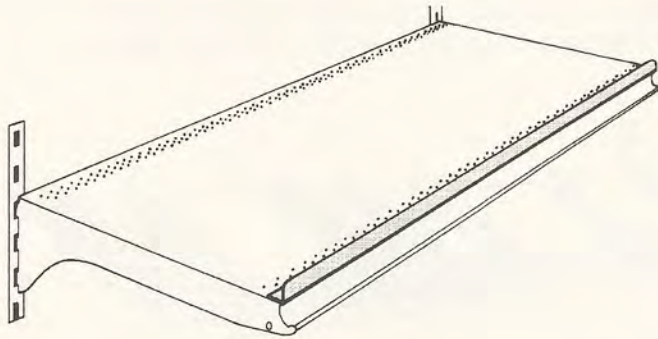
Prices and products subject to change without notice.



## SHELF ACCESSORIES PRODUCT RETAINERS

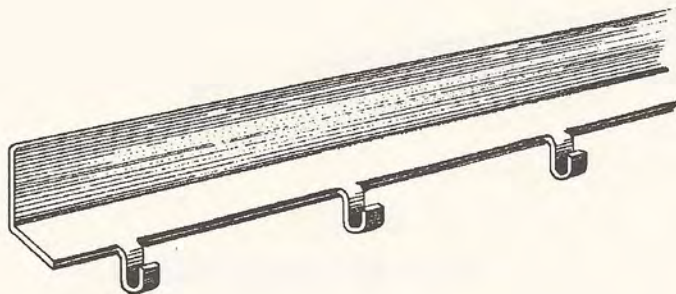
ITEMS ON THIS PAGE ARE COMPATIBLE WITH  
EITHER 1" OR "1 7/16" ADJUSTABLE SHELVING

### PRODUCT RETAINER



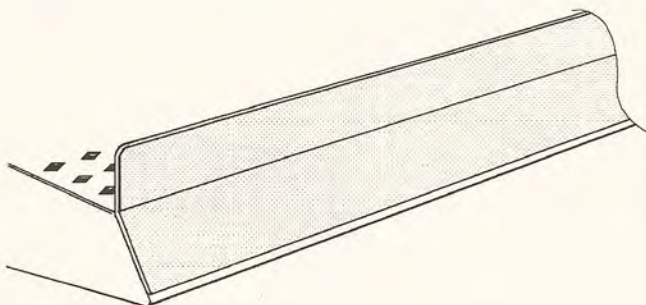
Detachable Lips and Welded Lips are the most economical product retainers available. The Detachable Lip (HDL) fits diamond or round perforations to secure a wide variety of products or display sets. HDLs are available in 1/2" increments to 3" in height. Permanently attached Welded Lips are an option for no-tag (angle front) shelves. Welded Lips are also available in 1/2" increments but to only 2" in height. Prices for the Welded Lip must be added to the appropriate shelf.

### DETACHABLE LIP



Hght	Lngh	Code	
0.5"	36"	HDL36012	6.40
	48"	HDL48012	
1.0"	36"	HDL36100	7.00
	48"	HDL48100	
1.5"	36"	HDL36112	7.30
	48"	HDL48112	
2.0"	36"	HDL36200	7.60
	48"	HDL48200	
2.5"	36"	HDL36212	8.10
	48"	HDL48212	
3.0"	36"	HDL36300	8.60
	48"	HDL48300	

### WELDED LIP



Hght	Lngh	Code	
0.5"	36"	*L04	6.70
	48"		
1.0"	36"	*L10	7.40
	48"		
1.5"	36"	*L14	7.80
	48"		
2.0"	36"	*L20	8.20
	48"		

\*Code and price must be added to the selected angle front shelf code and price.

Example: KTAP4811L04 26.80

**KENT** Store Fixtures

P.O.Box 170399 Birmingham, Alabama 35217-0399  
Patented in the United States, England, France and Germany.



Prices and products subject to change without notice.




## UPRIGHTS END COVERS

## 1" ADJUSTABLE BASIC COMPONENTS

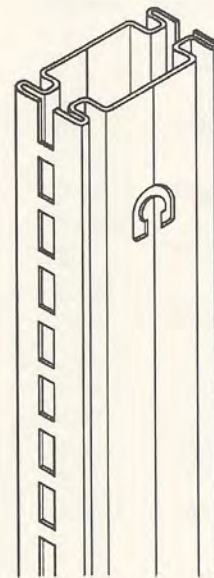
### 2.5" UPRIGHTS

Hght	Wght	Code	
36"	9.3	KU2036	18.90
42"	11.0	KU2042	19.50
48"	12.4	KU2048	20.60
54"	14.0	KU2054	22.30
60"	15.5	KU2060	24.20
66"	17.0	KU2066	25.90
72"	18.4	KU2072	28.10
78"	19.7	KU2078	31.00
84"	21.2	KU2084	33.20
90"	22.7	KU2090	36.30
96"	24.3	KU2096	37.80
108"	27.6	KU2108	42.20
120"	30.8	KU2120	46.20



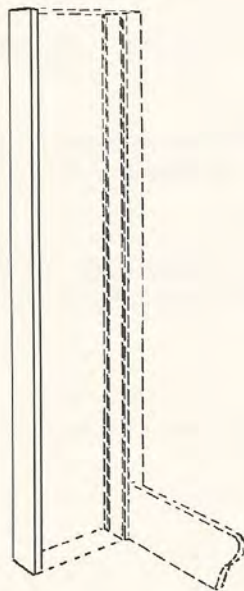
### 3.0" UPRIGHTS

Code	
KU3036	22.00
KU3042	22.60
KU3048	23.70
KU3054	25.40
KU3060	27.30
KU3066	29.00
KU3072	31.20
KU3078	34.10
KU3084	36.30
KU3090	39.40
KU3096	40.90
KU3108	49.30
KU3120	53.30



Uprights are available in standard 2.5" or optional 3.0" widths. Component price differential of \$3.10 must be calculated and added to the Pricing Guide when 3.0" uprights are required.

## END COVERS



for 2.5 Uprights				for 3.0 Uprights			
Hght	Wght	Code		Wght	Code		
36"	2.5	KEC2036	5.70	2.6	KEC3036	6.70	
42"	2.7	KEC2042	5.70	2.8	KEC3042	6.70	
48"	2.9	KEC2048	6.50	3.0	KEC3048	7.50	
54"	3.2	KEC2054	7.40	3.3	KEC3054	8.40	
60"	3.4	KEC2060	7.80	3.5	KEC3060	8.80	
66"	3.7	KEC2066	7.80	3.8	KEC3066	8.80	
72"	3.9	KEC2072	7.80	4.0	KEC3072	8.80	
78"	4.2	KEC2078	10.70	4.3	KEC3078	11.70	
84"	4.4	KEC2084	11.80	4.5	KEC3084	12.80	
90"	4.7	KEC2090	12.60	4.8	KEC3090	13.60	
96"	5.0	KEC2096	13.00	5.2	KEC3096	14.00	
108"	5.7	KEC2108	14.70	5.9	KEC3108	15.70	
120"	6.5	KEC2120	16.40	6.7	KEC3120	17.40	

**KENT** Store Fixtures

P.O. Box 170399 Birmingham, Alabama 35217-0399  
Patented in the United States, England, France and Germany.



Prices and products subject to change without notice.




# 1" ADJUSTABLE BASIC COMPONENTS

# SOLID BACKPANELS

Upright Height	Wght	Width	Code	Unptd (NP)	Std Color (note 1)	Optl Color (note 1)	Wood Grain (note 2)	Mirror Vinyl (note 3)	Actual Height
36"	8.0	36"	KB36036**PL	13.20	16.10	17.70	20.60	63.20	27 3/8
	9.5	48"	KB48036**PL						
42"	9.5	36"	KB36042**PL	13.20	16.10	17.70	23.90	73.50	33 3/8
	11.5	48"	KB48042**PL						
48"	11.0	36"	KB36048**PL	13.20	16.10	17.70	28.40	85.50	39 3/8
	13.5	48"	KB48048**PL						
54"	12.5	36"	KB36054**PL	16.00	18.20	20.02	32.10	87.60	45 3/8
	15.5	48"	KB48054**PL						
60"	14.0	36"	KB36060**PL	17.20	20.60	22.66	36.10	109.20	51 3/8
	17.5	48"	KB48060**PL						
66"	15.5	36"	KB36066**PL	17.60	21.20	23.32	39.90	117.60	57 3/8
	19.5	48"	KB48066**PL						
72"	17.0	36"	KB36072**PL	18.40	22.70	24.96	44.10	156.20	63 3/8
	21.5	48"	KB48072**PL						
78"	18.5	36"	KB36078**PL	19.70	23.90	26.28	46.40	158.10	69 3/8
	23.5	48"	KB48078**PL						
84"	20.0	36"	• KB36084**PL	23.50	27.70	30.46	52.70	158.10	75 3/8
	25.5	48"	• KB48084**PL						
90"	21.5	36"	• KB36090**PL	25.10	29.40	32.34	56.10	160.00	81 3/8
	27.5	48"	• KB48090**PL						
96"	23.0	36"	• KB36096**PL	26.70	31.70	34.86	56.70	170.90	87 3/8
	29.5	48"	• KB48096**PL						
102"	24.5	36"	• KB36102**PL	30.20	36.70	40.36	61.70	173.00	93 3/8
	31.5	48"	• KB48102**PL						
108"	26.0	36"	• KB36108**PL	31.10	37.80	41.58	67.80	201.60	99 3/8
	33.5	48"	• KB48108**PL						
120"	27.5	36"	• KB36120**PL	34.40	41.80	45.98	73.90	218.00	111 3/8
	35.5	48"	• KB48120**PL						

## TWO-PIECE BACKS BACKPANEL DOUBLE CHANNEL

Sizes marked with a '\*' are two-piece backs requiring a BPDC double channel. Codes listed below must be included for complete backpanel.



Lngh	Wght	Code	
36"	0.2	BPDC36	3.40
48"	0.3	BPDC48	3.40

Supplied in a satin anodized finish for all painted colors and in a matching tone for Oak woodgrain.

**IMPORTANT:** Actual heights listed are for standard 7" bases. Add 3" to sizes above for low base 4". Prices are the same for either base height.

**EXAMPLES:** KB48054**07**PL (STANDARD BASE)  
KB48054**04**PL (LOW BASE)

Listed below are split sizes for two-piece backpanels.

Upright	Combination
84"	30" + 45 3/8"
90"	30" + 51 3/8"
96"	30" + 57 3/8"
108"	48" + 51 3/8"
120"	48" + 63 3/8"

# KENT

Store Fixtures

P.O.Box 170399 Birmingham, Alabama 35217-0399  
Patented in the United States, England, France and Germany.



Prices and products subject to change without notice.



# PEGBOARD BACKPANELS

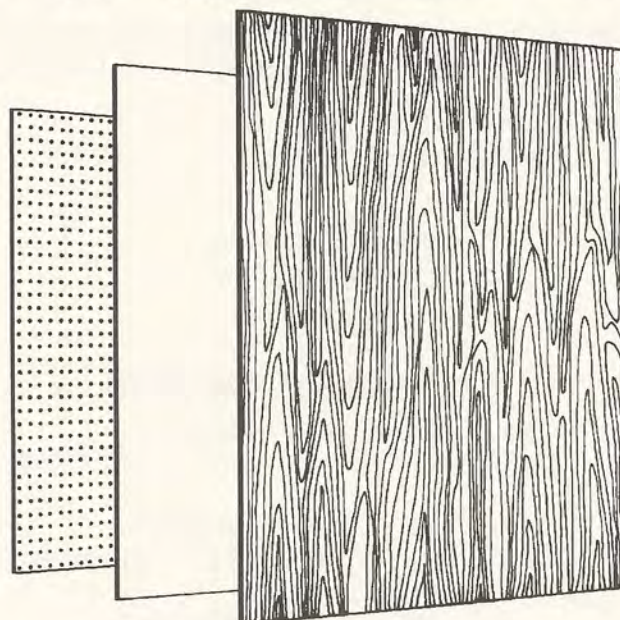
# 1" ADJUSTABLE BASIC COMPONENTS

Upright Height	Wght	Width	Code	Unptd (NP)	Std Color (note 1)	Optl Color (note 1)	Wood Grain (note 2)	Striped 2" o.c. (note 4)	Actual Height
36"	8.0	36"	KB36036**PG	14.70	17.00	18.70	26.00	48.50	27 3/8
	9.5	48"	KB48036**PG						
42"	9.5	36"	KB36042**PG	14.70	17.00	18.70	31.70	57.20	33 3/8
	11.5	48"	KB48042**PG						
48"	11.0	36"	KB36048**PG	15.50	17.90	19.68	35.30	57.20	39 3/8
	13.5	48"	KB48048**PG						
54"	12.5	36"	KB36054**PG	17.60	20.20	22.22	38.20	81.30	45 3/8
	15.5	48"	KB48054**PG						
60"	14.0	36"	KB36060**PG	20.60	22.90	25.18	42.60	90.50	51 3/8
	17.5	48"	KB48060**PG						
66"	15.5	36"	KB36066**PG	22.10	24.20	26.62	48.50	90.50	57 3/8
	19.5	48"	KB48066**PG						
72"	17.0	36"	KB36072**PG	23.50	26.30	28.92	51.00	93.90	63 3/8
	21.5	48"	KB48072**PG						
78"	18.5	36"	KB36078**PG	25.00	28.40	31.24	63.80	93.90	69 3/8
	23.5	48"	KB48078**PG						
84"	20.0	36"	• KB36084**PG	28.10	31.30	34.42	70.40	105.70	75 3/8
	25.5	48"	• KB48084**PG						
90"	21.5	36"	• KB36090**PG	30.70	34.40	37.84	73.90	114.50	81 3/8
	27.5	48"	• KB48090**PG						
96"	23.0	36"	• KB36096**PG	31.90	35.90	39.48	74.80	114.50	87 3/8
	29.5	48"	• KB48096**PG						
102"	24.5	36"	• KB36102**PG	35.70	40.30	44.32	77.30	123.50	93 3/8
	31.5	48"	• KB48102**PG						
108"	26.0	36"	• KB36108**PG	35.70	40.30	44.32	85.50	144.30	99 3/8
	33.5	48"	• KB48108**PG						
120"	27.5	36"	• KB36120**PG	40.70	46.20	50.82	93.50	151.40	111 3/8
	35.5	48"	• KB48120**PG						



## STANDARD FINISHES

- NP - Unpainted hardboard in natural woodtones that may vary over time.
- (note 1) - Painted hardboard in standard (STD) colors. For optional(OPTL) colors, refer to Color Guide for codes and set-up charges.
- (note 2) - Woodgrain finish of Oak. Refer to Color Guide for finish code.
- (note 3) - Mirror vinyl covered hardboard or pegboard. Refer to Color Guide for finish codes.
- (note 4) - Striped board available in several color combinations. Call for current combination and availability.



**KENT** Store Fixtures

P.O.Box 170399 Birmingham, Alabama 35217-0399  
Patented in the United States, England, France and Germany.



Prices and products subject to change without notice.



ITEMS ON THIS PAGE ARE COMPATIBLE WITH  
1" AND 1 7/16" ADJUSTABLE SHELVING

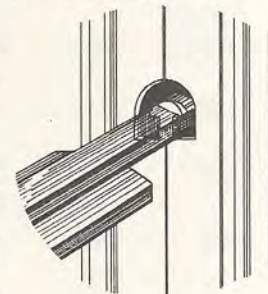
## TIE BARS - TOP CAPS KICKPLATES

### TIE BAR

Dpth	Lgth	Wght	Code	
2.5"	36"	0.7	TBS236	2.20
	48"	1.0	TBS248	2.20
3.0"	36"	0.9	TBS336	2.90
	48"	1.2	TBS348	2.90



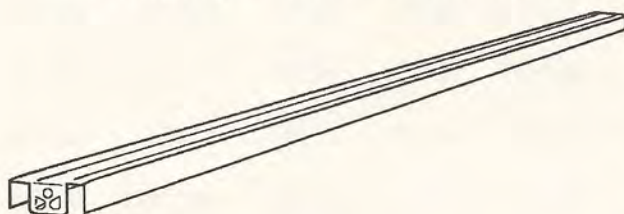
The upright tie bar tab is a unique mushroom shaped design that prevents accidental dislodging of the Tie Bar. It allows the Tie Bar to be positively attached without bending tabs or using special tools. Tie Bars may be removed from inside sections after gondolas are set and leveled for special merchandising effects. Two Tie Bars are recommended for uprights over 78" tall. Tie Bars should not be omitted under normal use.



### LOCKING TOP CAP

Dpth	Lngh	Wght	Code	
2.5"	36"	2.5	LTC236	6.30
	48"	3.5	LTC248	6.30
3.0"	36"	3.0	LTC336	6.90
	48"	4.1	LTC348	6.90

Sign-holder attachment for 3/8-24 stems, add "N38" to appropriate code and \$3.00 to price.



### EMBOSSED KICKPLATE

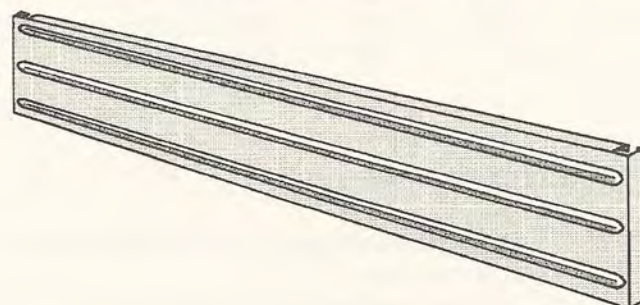

Hght	Lngh	Wght	Code	
7"	36"	3.1	EKP3607	7.80
	48"	4.1	EKP4807	7.80
4"	36"	2.2	EKP3604	7.80
	48"	3.1	EKP4804	7.80

Kickplates are stocked in Black. Allow additional time for other colors. Electrical knockouts available and no additional cost. Add "EKO" to the above codes. Do not install shelving sections without Kickplates. If an open base is required, change specifications to "Open Base" and substitute NOBF (Low Base) or SOBF (Standard Base) for kickplates codes.

### UPRIGHT CAP

The clip strip upright cap snaps in place on the upright and is notched to accept clip strip type merchandisers.

Dpth	Wght	Code	
2.5" or 3.0"	0.1	KUC	1.30



### BACKPANEL KICKPLATE

Hght	Lngh	Wt	Code	
4"	36"	2.3	BPKP3604	
11.80				
	48"	3.3	BPKP4804	
	36"	3.2	BPKP3607	
11.80				
	48"	4.3	BPKP4807	

### OPEN BASE FRAMES

(OPTIONAL)

Hght	Lngh	Wght	Code	
4"	36"	1.3	NOBF3604	7.80
	48"	1.8	NOBF4804	7.80
7"	36"	2.3	SOBF3607	7.80
	48"	2.9	SOBF4807	7.80

**KENT** Store Fixtures

P.O. Box 170399 Birmingham, Alabama 35217-0399  
Patented in the United States, England, France and Germany.



Prices and products subject to change without notice.

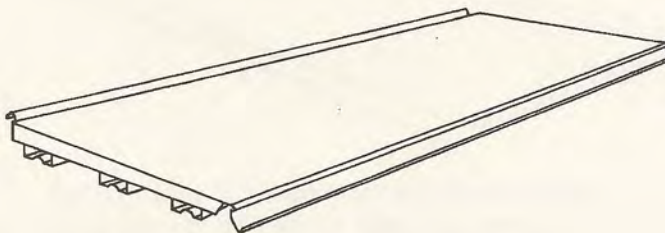


## BASE SHELVES SHOES / SHOE CAPS

ITEMS ON THIS PAGE ARE COMPATIBLE WITH  
1" AND 1 7/16" ADJUSTABLE SHELVING

Dpth	Lngh	Wght	Code	
12"	36"	7.9	BSM3612	20.60
	48"	12.3	BSM4812	
15"	36"	8.8	BSM3615	21.20
	48"	13.7	BSM4815	
18"	36"	10.8	BSM3618	24.40
	48"	14.5	BSM4818	
21"	36"	11.8	BSM3621	26.00
	48"	15.7	BSM4821	
24"	36"	13.6	BSM3624	30.20
	48"	18.4	BSM4824	
27"	36"	15.2	BSM3627	33.60
	48"	20.1	BSM4827	
30"	36"	16.3	BSM3630	35.50
	48"	21.8	BSM4830	

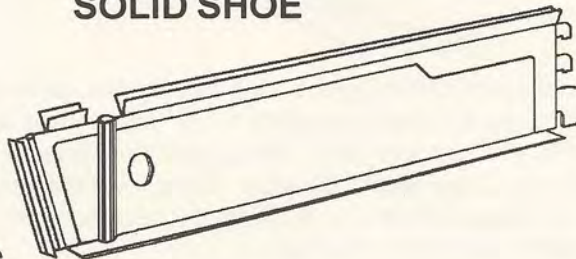
### BASE SHELF MOLDING FRONT



All BSM or BSMP base shelves have an 1 1/4" integral tag molding front. Shown above unperforated, BSM base shelves are also available perforated at an additional \$1.20 per shelf. Code changes to BSMP.  
EXAMPLE: BSMP4818 \$25.60

Dpth	Hght	Wght	Code	
12"	7"	3.2	SS1207	10.20
15"	7"	3.9	SS1507	10.30
18"	7"	4.6	SS1807	11.10
21"	7"	5.3	SS2107	11.80
24"	7"	6.0	SS2407	12.80
27"	7"	6.7	SS2707	13.90
30"	7"	7.4	SS3007	14.70

### SOLID SHOE

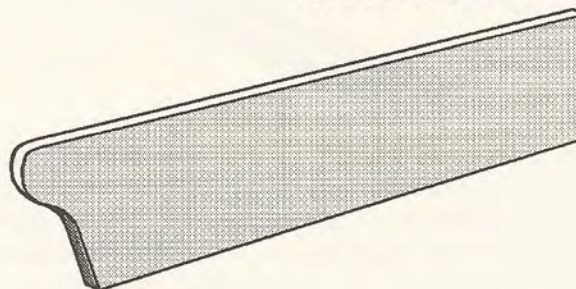


Codes listed above are for standard height shoes. Shoes are also available in 4" heights (LOW BASE) at the same price. Change 07 of code number to 04 when ordering low base.  
EXAMPLE: SS1804 \$11.10

Shoes are assembled to uprights at the factory at no extra charge. This permits faster installation in the field, reducing expenses. Shoes are easy to detach if necessary.

### SHOE CAP

Dpth	Hght	Wght	Code	
12	7"	2.4	SC1207P*	12.80
15	7"	2.8	SC1507P*	12.80
18	7"	3.2	SC1807P*	13.70
21	7"	3.8	SC2107P*	14.50
24	7"	4.2	SC2407P*	15.10
27	7"	4.8	SC2707P*	16.00
30	7"	5.2	SC3007P*	16.80



**Note\*** Prices above are for pairs of Caps shipped separately. Prices are for either 4" or 7" bases.

# KENT

Store Fixtures

P.O. Box 170399 Birmingham, Alabama 35217-0399  
Patented in the United States, England, France and Germany.



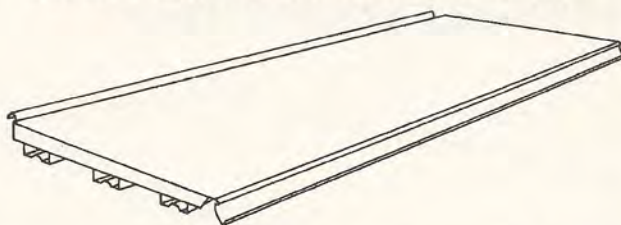
Prices and products subject to change without notice.



ITEMS ON THIS PAGE ARE COMPATIBLE WITH  
EITHER 1" OR 1 7/16" ADJUSTABLE SHELVING

## BASIC COMPONENTS OPTIONAL BASE SHELVES

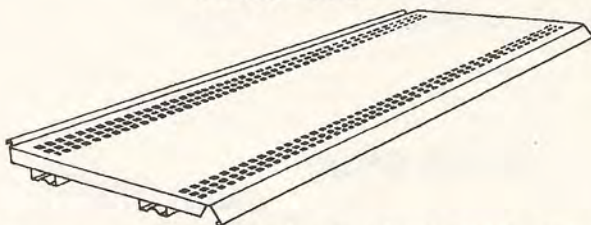
### BASE SHELF UPTILT MOLDING



This new base shelf has an integral 55° uptilt molding that makes price tags easy to read. No special extrusions are necessary. Base and upper shelf moldings have the same appearance with this style shelf.

Dpth	Lngh	Wght	Code	
12"	36"	7.9	BST3612	23.90
	48"	12.3	BST4812	
15"	36"	8.8	BST3615	24.60
	48"	13.7	BST4815	
18"	36"	10.8	BST3618	27.70
	48"	14.5	BST4818	
21"	36"	11.8	BST3621	29.40
	48"	15.7	BST4821	
24"	36"	13.6	BST3624	33.60
	48"	18.4	BST4824	
27"	36"	15.2	BST3627	37.00
	48"	20.1	BST4827	
30"	36"	16.3	BST3630	38.90
	48"	21.8	BST4830	

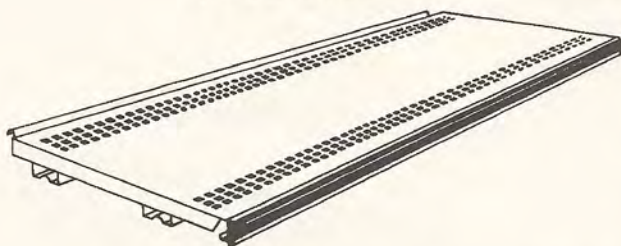
### BASE SHELF ANGLE FRONT PERFORATED



Functional 1 1/4" integral no-tag front slopes down at a 55° angle for easy readability of adhesive price tags. Perforated shelves only. Reinforced front gives extra protection against cart damage. Three rows of diamond perforations front and back placed 1/2" o.c. for maximum flexibility in divider placement.

Dpth	Lngh	Wght	Code	
12"	36"	7.9	BSAP3612	27.50
	48"	12.3	BSAP4812	
15"	36"	8.8	BSAP3615	28.40
	48"	13.7	BSAP4815	
18"	36"	10.8	BSAP3618	31.70
	48"	14.5	BSAP4818	
21"	36"	11.8	BSAP3621	34.00
	48"	15.7	BSAP4821	
24"	36"	13.6	BSAP3624	37.60
	48"	18.4	BSAP4824	
27"	36"	15.2	BSAP3627	40.70
	48"	20.1	BSAP4827	
30"	36"	16.3	BSAP3630	44.70
	48"	21.8	BSAP4830	

### BASE SHELF BOAT MOLDING PERFORATED



Attractive base shelf for a variety of merchandising needs. Named for the aluminum extrusion with vinyl insert. Molding trim combinations are Satin or Gold extrusions with Black inserts. Prices for either Satin or Gold. Change code suffix to GBB for Gold finish. Three rows of diamond perforations front and back placed 1/2" o.c. for maximum flexibility in divider placement.

Dpth	Lngh	Wght	Code	
12"	36"	8.9	BSBP3612ABB	35.30
	48"	13.1	BSBP4812ABB	
15"	36"	9.8	BSBP3615ABB	35.70
	48"	14.8	BSBP4815ABB	
18"	36"	11.8	BSBP3618ABB	38.60
	48"	15.6	BSBP4818ABB	
21"	36"	12.8	BSBP3621ABB	41.00
	48"	16.8	BSBP4821ABB	
24"	36"	14.6	BSBP3624ABB	45.40
	48"	19.5	BSBP4824ABB	
27"	36"	16.2	BSBP3627ABB	48.50
	48"	21.2	BSBP4827ABB	
30"	36"	17.3	BSBP3630ABB	50.40
	48"	22.9	BSBP4830ABB	

**KENT** Store Fixtures


P.O. Box 170399 Birmingham, Alabama 35217-0399  
Patented in the United States, England, France and Germany.



Prices and products subject to change without notice.



# Uptilt Base Shelf Molding



**New 55° Integral  
Base Shelf**

**Standard  
Base Shelf**

Can your customers read your base shelf price tag information? Do you continue to have fixture concerns about **ADA requirements?** Or...have you added expensive metal extrusions to your fixture's base and/or upper shelves to be able to read the base shelf tag?

In either case...Kent has the answer!

Kent's new 55° integral base shelf tag molding provides optimal visibility of base shelf price tags, and does it without costly special plastic or metal extrusions.

And, if your fixtures require a no-tag angled front shelf style, Kent offers a 1-1/4" wide shelf face that accepts UPC tags and product pricing. This new feature combines the sleek and elegant style of Kent shelves with functional aspects of UPC/EDP shelf management and inventory systems.

Kent products are Electrocoated for 100% coverage, inside and out, top to bottom.

There are no runs, sags, blisters or "orange-peel" effects from Electrocoating.

Kent Shelving—the leading product with the superior finish.



*The*  
**KENT**  
*Corporation*

Visit our Web site at [www.kentcorp.com](http://www.kentcorp.com) or E-mail us at [Sales@kentcorp.com](mailto:Sales@kentcorp.com) or contact us at:  
PHONE: 205 853-3420 ● FAX: 205-856-3622 ● WATS: 800-ALA-KENT

Kent products are protected under United States, English, French and German patents: U.S. 3,044,634, U.S. 3,093,094, U.S. 4,004,769, U.S. 4,055,253, U.S. 4,294,363, U.S. 4,307,671, U.S. 4,620,489, England 956,091, England 1,507,619, England 1,578,155, France 1,324,692, France 2,341,291, Germany 1,230,180.

**Designers and Manufacturers of Store Fixtures. Sold and Serviced Around the World.**




# HEAVY DUTY UPRIGHTS HS LOW BASE SHOES

# 1" ADJUSTABLE BASIC COMPONENTS

## 3.0" UPRIGHTS

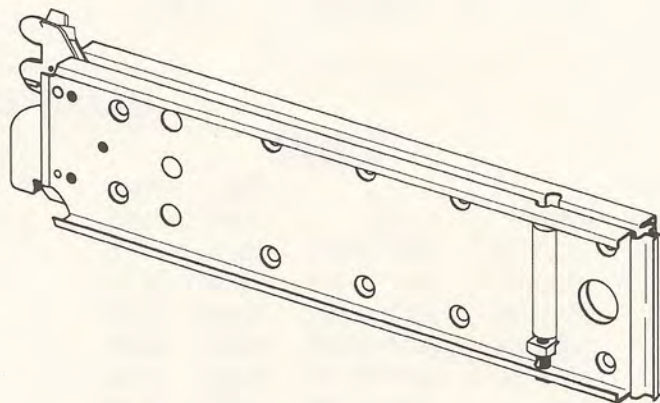
Hght	Wght	Code	Price
66"	20.8	KR3066	34.40
72"	22.5	KR3072	36.90
78"	24.3	KR3078	38.80
84"	26.1	KR3084	40.70
90"	27.8	KR3090	43.80
96"	29.7	KR3096	46.00
108"	33.2	KR3108	52.40
120"	36.7	KR3120	56.60

The "KR3" 3.0" style reinforced upright is recommended for use with the new low base shoe for heavier loads. For uprights less than 66" in height refer to the "KU3" uprights found on page 101. Prices shown are for unattached shoes. If shoe assembly at the factory is required, add \$3.00 per gondola upright and \$2.00 per wall upright.



## LOW BASE HS SHOES

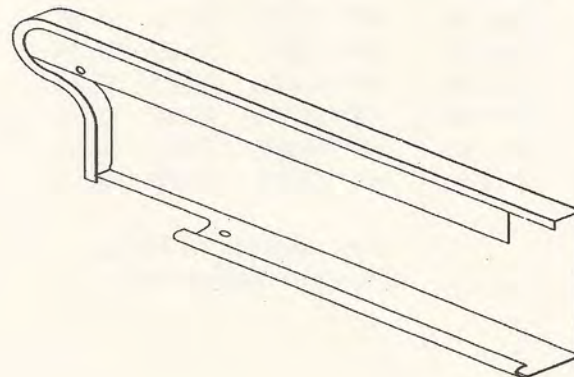
Hght	Wght	Code	Price
12"	3.3	HS12	11.40
15"	3.8	HS15	11.40
18"	4.4	HS18	12.20
21"	5.0	HS21	13.00
24"	5.5	HS24	14.00
27"	6.2	HS27	15.00
30"	6.7	HS30	15.80



## LOW BASE HC SHOE CAPS

(Sold in pairs)

Hght	Wght	Code	Price
12"	2.5	HC12P	13.60
15"	3.1	HC15P	13.60
18"	3.7	HC18P	14.00
21"	4.3	HC21P	14.50
24"	4.9	HC24P	15.10
27"	5.5	HC27P	16.00
30"	6.1	HC30P	16.80



**KENT**

Store Fixtures

P.O. Box 170399 Birmingham, Alabama 35217-0399  
Patented in the United States, England, France and Germany.



Prices and products subject to change without notice.

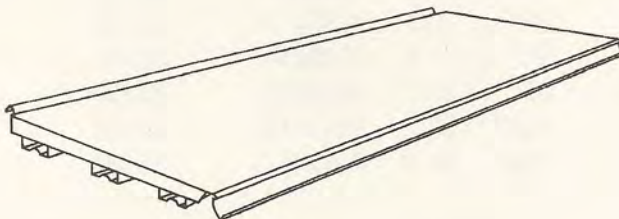


# 1" ADJUSTABLE HS BASE COMPONENTS

# BACKS, BASE SHELVES & KICKPLATES

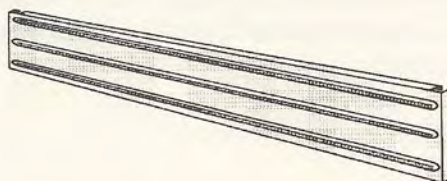
## HS BASE SHELVES

Hght	Wght	Code	Price
12"	8.1	HBM3612	19.60
	10.5	HBM4812	
15"	9.2	HBM3615	20.20
	12.1	HBM4815	
18"	11.4	HBM3618	23.40
	14.9	HBM4818	
21"	12.5	HBM3621	25.00
	16.3	HBM4821	
24"	14.8	HBM3624	29.20
	19.3	HBM4824	
27"	15.9	HBM3627	32.60
	20.8	HBM4827	
30"	17.0	HBM3630	34.50
	22.2	HBM4830	



## LOW BASE KICKPLATES

Lngth	Wght	Code	Price
36"	2.5	HKP36	7.80
48"	3.2	HKP48	7.80



## BACKPANELS

		SOLID			PEGBOARD			Actual Height
Uprt Hght	Wdth**	Code	Std Color	Optl Color	Code	Std Color	Optl Color	
36"	36 or 48	HP**036PL	16.10	17.70	HP**036PG	17.00	18.70	30"
42"	36 or 48	HP**042PL	16.10	17.70	HP**042PG	17.00	18.70	36"
48"	36 or 48	HP**048PL	16.10	17.70	HP**048PG	17.90	19.68	42"
54"	36 or 48	HP**054PL	18.20	20.02	HP**054PG	20.20	22.22	48"
60"	36 or 48	HP**060PL	20.60	22.66	HP**060PG	22.90	25.18	54"
66"	36 or 48	HP**066PL	21.20	23.32	HP**066PG	24.20	26.62	60"
72"	36 or 48	HP**072PL	22.70	24.96	HP**072PG	26.30	28.92	66"
78"	36 or 48	HP**078PL	23.90	26.28	HP**078PG	28.40	31.24	72"
84"	36 or 48	HP**084PL	27.70	30.46	HP**084PG	31.30	34.42	78"
90"	36 or 48	HP**090PL	29.40	32.34	HP**090PG	34.40	37.84	84"
96"	36 or 48	HP**096PL	31.70	34.86	HP**096PG	35.90	39.48	90"
120"	36 or 48	HP**120PL	41.80	45.98	HP**120PG	46.20	50.82	114"

Split sizes for the above  
two-piece backpanels



Upright	Combination
84"	30" + 48"
90"	30" + 54"
96"	30" + 60"
120"	48" + 66"

**KENT**

Store Fixtures

P.O. Box 170399 Birmingham, Alabama 35217-0399  
Patented in the United States, England, France and Germany.



Prices and products subject to change without notice.



## OPTIONAL TRIM PARTS TOP CAPS - END COVERS

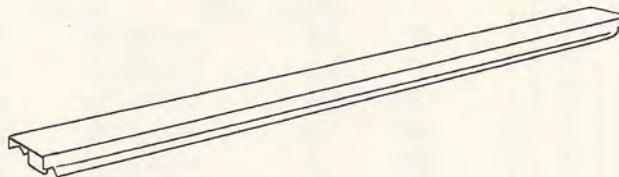
## 1" ADJUSTABLE BASIC COMPONENTS

### TOP CAP



Dpth	Lngh	Wght	Code	
2.5"	36"	2.5	TCS236	9.00
	48"	3.6	TCS248	9.00
3.0"	36"	3.0	TCS336	9.70
	48"	4.1	TCS348	9.70

Sign-holder attachment for 3/8-24 stems, add "N38" to appropriate code and \$3.00 to prices.



TCS style top caps are designed for a smooth finished appearance along the total fixture length. Use standard LTC top caps when shelves are to be used flush with the top of the upright. Upright Caps required only at ends of gondolas when End Covers are not used.

### UPRIGHT CAP

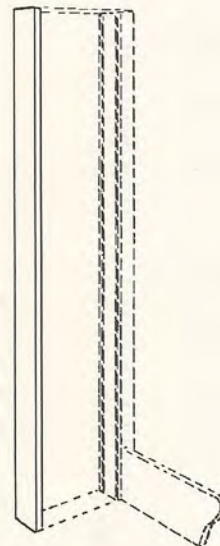
Dpth	Wght	Code	
2.5"	0.1	UC2	2.00
3.0"	0.1	UC3	2.00

UC style upright caps are used with TCS top caps and only on end uprights. Order SEC end covers instead of UC caps if full upright trim is required.

### END COVER

for 2.5" Uprights				for 3.0" Uprights		
Hght	Wght	Code		Wght	Code	
36"	2.5	SEC2036	6.50	2.6	SEC3036	7.20
42"	2.7	SEC2042	6.50	2.8	SEC3042	7.20
48"	2.9	SEC2048	7.40	3.0	SEC3048	8.00
54"	3.2	SEC2054	8.20	3.3	SEC3054	8.80
60"	3.4	SEC2060	8.70	3.5	SEC3060	9.20
66"	3.7	SEC2066	8.70	3.8	SEC3066	9.20
72"	3.9	SEC2072	8.70	4.0	SEC3072	9.20

Order KEC style End Covers for uprights over 72".



**KENT** Store Fixtures

P.O.Box 170399 Birmingham, Alabama 35217-0399  
Patented in the United States, England, France and Germany.



Prices and products subject to change without notice.



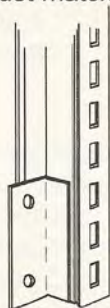
# SEE-THRU UNITS SPECIAL COMPONENTS

# 1" ADJUSTABLE BASIC COMPONENTS

## SEE-THRU GONDOLA UNITS

See-Thru installations require uprights with special clips that allow the sections to be locked together by the See-Thru Base Support. Prices and codes listed must be added to the upright or sectional price. Height must match shoe size.

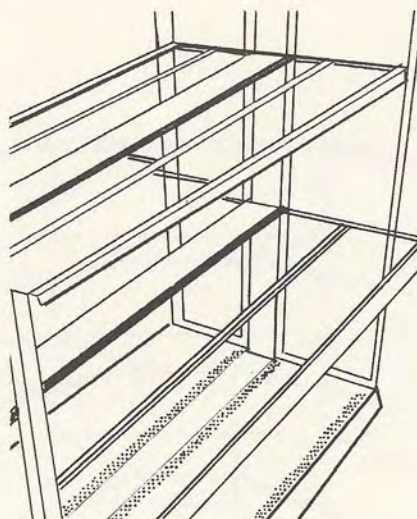
### STBS CLIP



Hght	Type	Code	
4"	End	ST4*	5.60
	Center	ST4C	11.20
7"	End	ST7*	5.60
	Center	ST7C	11.20

\* Insert L for Left or R for Right Hand

EXAMPLE: KU2066ST4L (left hand) 31.50



## SEE-THRU BASE SUPPORT

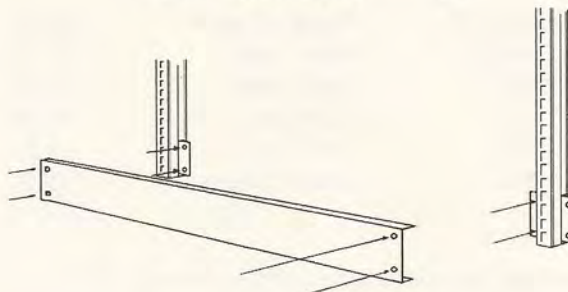
Hght	Lngh	Code	Wght	
4"	36"	STBS3604	2.6	8.60
	48"	STBS4804	3.7	
7"	36"	STBS3607	3.1	8.60
	48"	STBS4807	4.2	

## SHELF OPENING FILLER

Fills gap between uprights at the back of base or upper shelves in See-Thru units.

Shelf	Lngh	Code	Wght	
Base	36"	SOFB*36	3.2	7.40
	48"	SOFB*48	4.3	7.40
Upper	36"	SOFS*36	2.1	6.10
	48"	SOFS*48	2.8	6.10

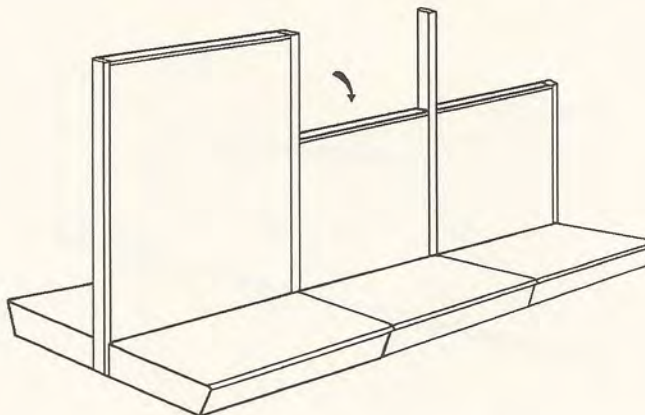
\* Insert either "2" for 2.5 or "3" for 3.0 uprights.



## INTERMEDIATE TOP CAP

Wdth	Lngh	Code	Wght	
2.5"	36"	ILTC236	2.5	10.10
	48"	ILTC248	3.5	10.10
3.0"	36"	ILTC336	3.0	10.10
	48"	ILTC348	4.1	10.10

Intermediate top caps are needed when smaller sized backs are used. Also used when creating a "window" effect with different sized panels.



**KENT** Store Fixtures

P.O. Box 170399 Birmingham, Alabama 35217-0399  
Patented in the United States, England, France and Germany.



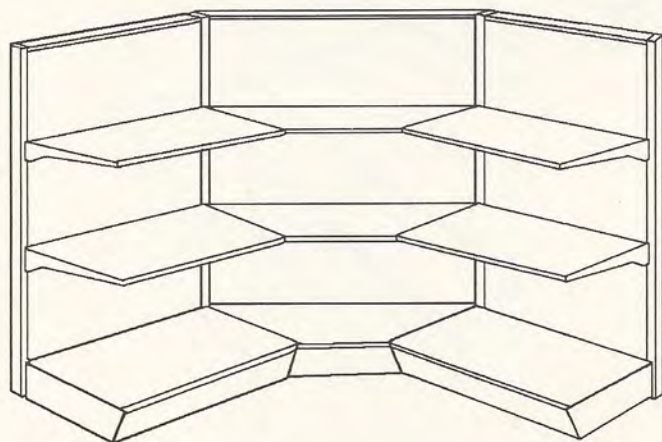
Prices and products subject to change without notice.



# 1" ADJUSTABLE BASIC COMPONENTS

# CORNER UNITS COMPONENT PARTS

## CORNER UNIT



Components:

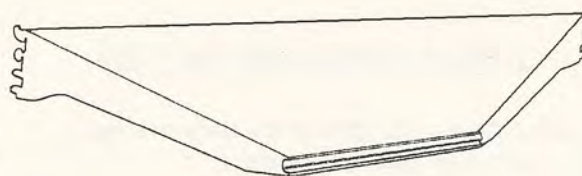
- Corner Kickplate
- Corner Top Cap
- Corner Base Shelf
- Corner Shelves
- Standard 4' Back
- Back Supports(pair)

This corner design simplifies installation, reduces shipping damage, improves appearance and fixture continuity at a reduced cost. Include the following information when ordering corner units;

- Upright height & depth(2.5 or 3.0)
- Shoe height
- Base depth
- Back type
- Component Color

Basic corner units include two upper shelves and are priced the same except for the backpanel which is a standard 4' back found on page 102 or 103. The following is an example of specifying a corner unit.

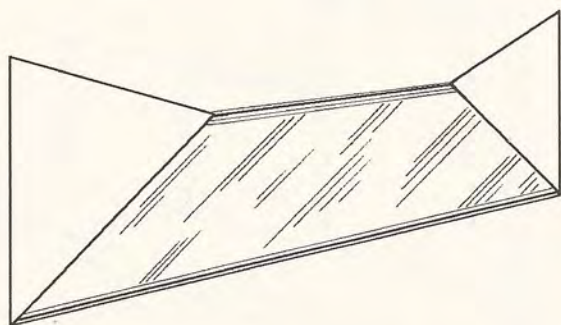
1 CUKPS207207	Panel Support	37.80
1 KB4807207PL	Plain Back	22.70
1 CUBSM18	Base Shelf	51.20
1 CUKP1807	Kickplate	16.80
1 CULTC2	Top Cap	21.00
2 CUKTM15	Upper Shelves	<u>109.20</u>
	Total	258.70



Please note the codes used above are only examples.  
Substitute required sizes in codes for actual unit ordered.

## Miscellaneous Corner Components

CUKDPS	Double Panel Support	48.30
CUKMA	Corner Mirror Assembly	65.10
CUMRR	Corner Mirror(for CUKMA)	107.10
CUGPC	Corner Gold Fascia	65.10



## SHIPPING INFORMATION:

Corner units are manufactured per order. Allow an additional 2-3 weeks for production of this product.

**KENT** Store Fixtures

P.O.Box 170399 Birmingham, Alabama 35217-0399  
Patented in the United States, England, France and Germany.

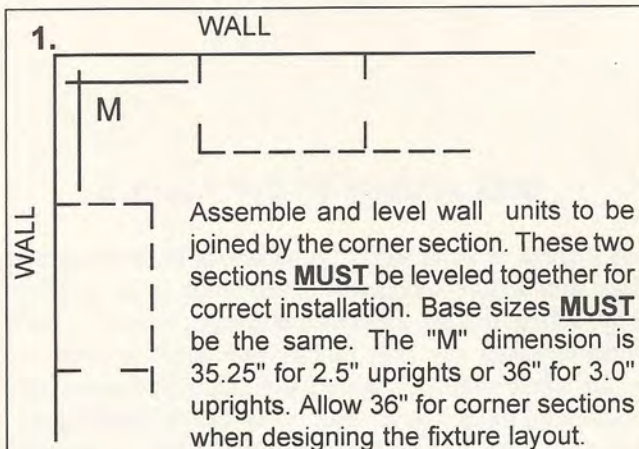


Prices and products subject to change without notice.

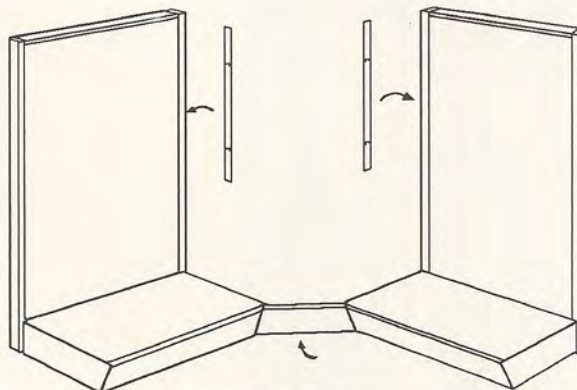


# CORNER UNIT INSTALLATION

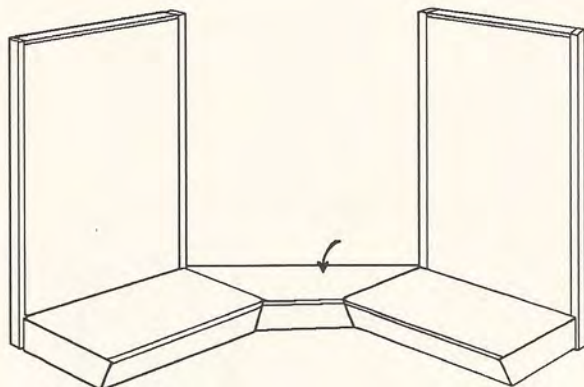
# 1" ADJUSTABLE BASIC COMPONENTS



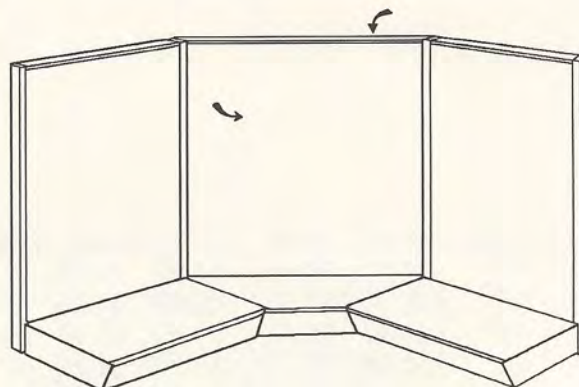
**2.** Attach corner kickplate to wall unit shoes and panel supports to wall uprights.



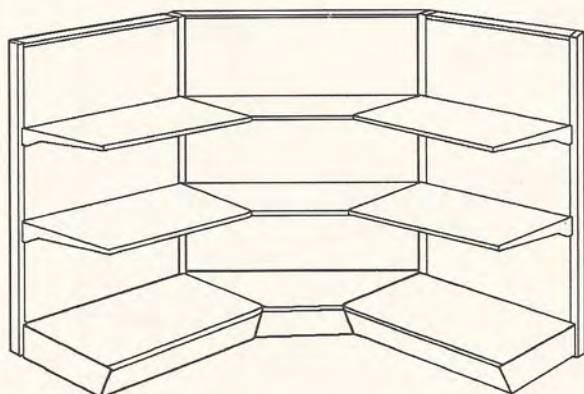
**3.** Install corner base shelf.



**4.** Insert backpanel and attach corner top cap.



**5.** Place corner upper shelves first, then adjacent wall unit upper shelves.



**6.**

## IMPORTANT

*Corner Units are designed and manufactured to exact standards. Similar care in installation will assure the finest display units available. Checking wall sections for being plumb and level during installation is essential for proper installation of corner units.*

**KENT** Store Fixtures

P.O. Box 170399 Birmingham, Alabama 35217-0399  
Patented in the United States, England, France and Germany.

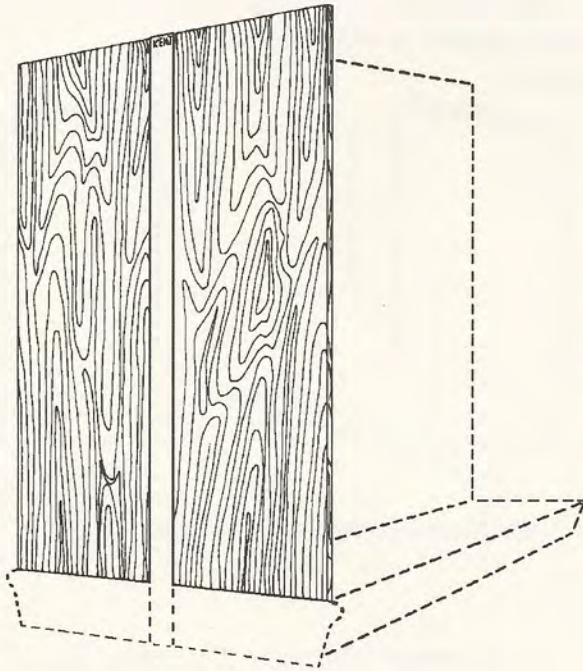


Prices and products subject to change without notice.



# 1" ADJUSTABLE BASIC COMPONENTS

# END PANELS WOODGRAIN & SOLID



## MELAMINE END PANELS

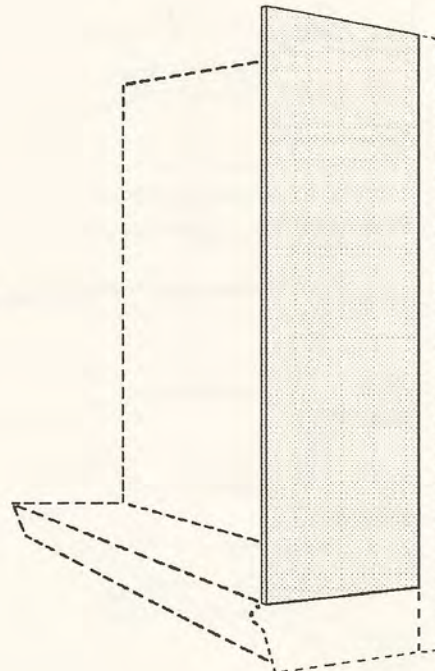
End Panels of solid wood construction finished on two sides with solid & woodgrain melamines of Ivory, Pearl Gray, White, or Oak with matching edge banding. Each panel includes top and bottom hardware mounts for secure attachment to shelving fixtures. End Panels may be used on either left or right hand end of shelving run. Unit prices are for single panels. Wall shelving requires two panels and gondolas four. Prices are applicable to all base heights and available finishes.

Upright Hght	36-48"	54-60"	66-72"	78-84"	90-96"
Base 12"	44.10	62.40	64.90	78.80	82.50
Depth 15"	51.20	64.30	68.60	83.20	87.60
18"	54.40	72.70	71.40	87.80	93.50
21"	62.60	75.10	77.80	92.20	97.90
24"	64.90	78.80	80.20	96.60	102.70
27"	67.60	89.00	86.50	100.60	106.70
30"	88.40	115.70	134.40	141.10	147.80

Specify upright height, base depth, base height and color when ordering end panels. See the Color Guide for available colors. Examples of code number system are listed below.

Upright height: 72"      Code  
Base depth: 18"      KVEP721804 IV      \$71.40  
Base height: 4"  
Color: Ivory

Weights per panel are approximately 3lbs per sqft.



**KENT** Store Fixtures

P.O.Box 170399 Birmingham, Alabama 35217-0399  
Patented in the United States, England, France and Germany.



Prices and products subject to change without notice.



# Wire Shelving



A premium shelf for your premium product, Kent's new Wire Shelf has a contemporary styling that allows light to pass through keeping your product easy to see. An additional plastic insert allows you to display small items without sacrificing the beauty. Each shelf is multi-position with straight insertion making resets a breeze. As all Kent products the Wire shelf is 100% electrocoated for a 100% finish adding years of durability. It is what you expect from Kent.

Kent has the only 4-tank, four standard color Electrocoating system in the world in any industry! That means 100% coverage, inside and out, top to bottom. No runs, no sags, and no blisters, only a superior finish.



Visit our Web site at [www.kentcorp.com](http://www.kentcorp.com) or E-mail us at [Sales@kentcorp.com](mailto:Sales@kentcorp.com) or contact us at:  
PHONE: 205 853-3420 ● FAX: 205-856-3622 ● WATS: 800-ALA-KENT

Kent products are protected under United States, English, French and German patents: U.S. 3,044,634, U.S. 3,093,094, U.S. 4,004,769, U.S. 4,055,253, U.S. 4,294,363, U.S. 4,307,671, U.S. 4,620,489, England 956,091, England 1,507,619, England 1,578,155, France 1,324,692, France 2,341,291, Germany 1,230,180.

**Designers and Manufacturers of Store Fixtures. Sold and Serviced Around the World.**



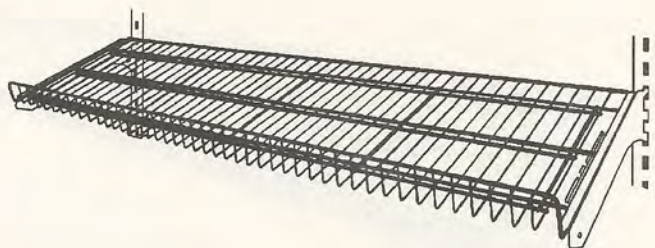
# 1" ADJUSTABLE

# BAKERY SHELF OPEN END BASKETS

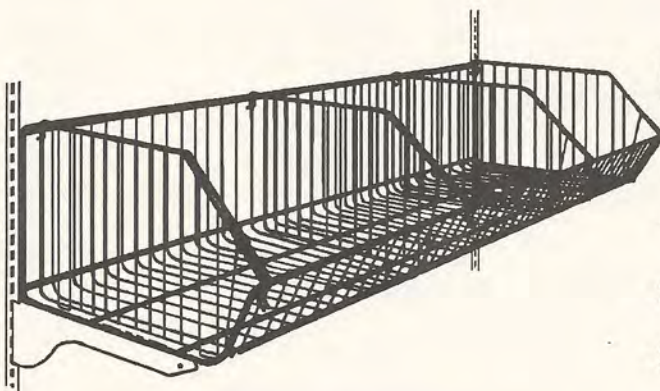
## BREAD AND CAKE SHELF

DPTH	LGTH	WT	CODE	
12"	36"	10.6	KBCS3612	46.10
	48"	13.4	KBCS4812	49.90
14"	36"	11.1	KBCS3614	48.30
	48"	14.2	KBCS4814	52.10
16"	36"	11.6	KBCS3616	50.20
	48"	14.8	KBCS4816	54.20
18"	36"	12.1	KBCS3618	52.50
	48"	15.4	KBCS4818	56.70
20"	36"	12.6	KBCS3620	57.50
	48"	16.0	KBCS4820	62.20
22"	36"	13.3	KBCS3622	62.00
	48"	16.8	KBCS4822	66.80
24"	36"	14.0	KBCS3624	67.60
	48"	17.4	KBCS4824	72.90

The Bread And Cake Shelf features a snap-on designed bracket that eliminates mechanical fasteners. These wire bakery shelves are reversible, allowing free access to merchandise when displayed in the flat position. Straight insertion brackets to flat or down-tilt positions are coated to match the wire color.



## OPEN END WIRE BASKET



Open End Baskets offer economical displays of many dump-type merchandise. The OEW is placed on standard shelves or mounted with two-position brackets. Reversible wire gives two options in product presentation. Specify color of shelving if brackets are required. Wire furnished in bright Chrome. Back of wire is 9" high with a 6" sloped front. Dividers are 9" high.

DPTH	LGTH	WT	CODE	
14"	36"	9.9	OEW3614	35.50
	48"	11.6	OEW4814	37.00
16"	36"	10.8	OEW3616	36.50
	48"	12.8	OEW4816	39.90
18"	36"	11.8	OEW3618	39.70
	48"	14.1	OEW4818	42.20
20"	36"	12.8	OEW3620	41.60
	48"	15.4	OEW4820	47.70
22"	36"	13.9	OEW3622	44.60
	48"	16.8	OEW4822	50.20
24"	36"	15.0	OEW3624	47.30
	48"	18.3	OEW4824	52.10

## OEB DIVIDERS

DPTH	WT	CODE	
14"	1.0	OEBD14	8.00
16"	1.1	OEBD16	8.20
18"	1.2	OEBD18	8.40
20"	1.3	OEBD20	8.60
22"	1.4	OEBD22	9.00
24"	1.5	OEBD24	9.70

### OEB Brackets

KOEB14 to 18\* 6.70

KOEB20 to 24\* 7.10

\*Specify "L" for left or "R" for right hand.

**KENT** Store Fixtures

P.O.Box 170399 Birmingham, Alabama 35217-0399  
Patented in the United States, England, France and Germany.



Prices and products subject to change without notice.



ITEMS ON THIS PAGE ARE COMPATIBLE WITH  
EITHER 1" OR 1 7/16" ADJUSTABLE SHELVING


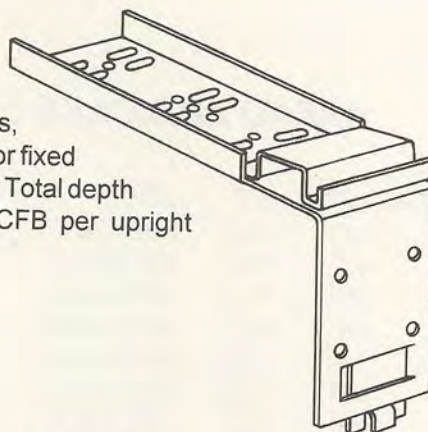
## CANOPY FASCIA

### CANOPY FASCIA BRACKET

Designed for use with any type fascia as well as laminated wood cornices. Canopy Brackets may be used with perforated upper shelves, extension type brackets for open canopies, or standard shelf brackets for fixed depths. Multiple attachment slots allow a 2" to 7" extension of the fascia. Total depth of the canopy system determined by method of attachment. One CFB per upright recommended.

Canopy Bracket(hardware included)

CFB 7.80

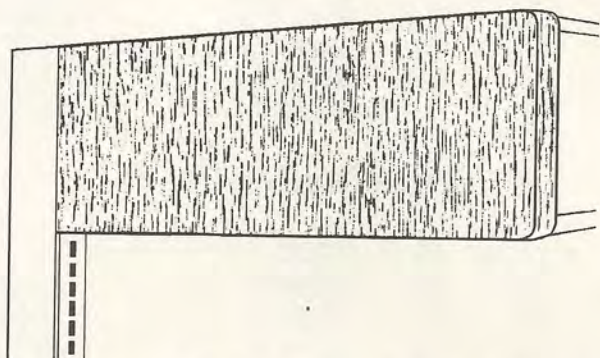


### CANOPY FASCIA

Canopy Fascia is available in woodgrain, plexi-mirror and solid hardboard finishes. The aluminum extrusion frame is finished in dark brown for woodgrains, chrome for mirror, or painted to match hardboard colors. Designed for use with the CFB Canopy Bracket.

FASCIA TYPE	FRAME TYPE	LGTH	CODE	
Woodgrain	Dark Brown	36"	CF36 **	23.20
		48"	CF48 **	23.20
		96"	CF96 **	45.50
Painted Hardboard	Matching Color	36"	CFX36 **	24.30
		48"	CFX48 **	24.30
		96"	CFX96 **	47.70
Plexi-mirror	Chrome	36"	CF36 PM	84.40
		48"	CF48 PM	84.40
		96"	CF96 PM	166.00

\*\* See Color Guide for finish codes



### CANOPY END

Canopy Ends are made from materials that blend with the Canopy Fascia. Woodgrain ends are finished in a matching melamine, Mirror ends are laminated plexi, and solid ends match painted hardboard fascias. Also available in laminates. Call for quotes and availability. 10" height by 3 lengths for all base sizes. May be used on either left or right end of canopy.

Depth	Base	Melamine/Woodgrain	Solid(paint grade)	Mirror
19"	to 18"	CE19** 25.20	CEX19** 22.90	CE19 PM 62.60
25"	to 24"	CE25** 25.20	CEX25** 22.90	CE25 PM 62.60
31"	to 30"	CE31** 25.20	CEX31** 22.90	CE31 PM 62.60

\*\* Refer to Color Guide for finish codes

**KENT**

Store Fixtures

P.O.Box 170399 Birmingham, Alabama 35217-0399  
Patented in the United States, England, France and Germany.



Prices and products subject to change without notice.



## CANOPY PANELS

Canopy End Panels are solid wood construction finished with solid melamines of Ivory, White, Pearl Gray or Oak woodgrain with matching edge banding. Panels include top and bottom mounts that may be used on either end of the shelving run.

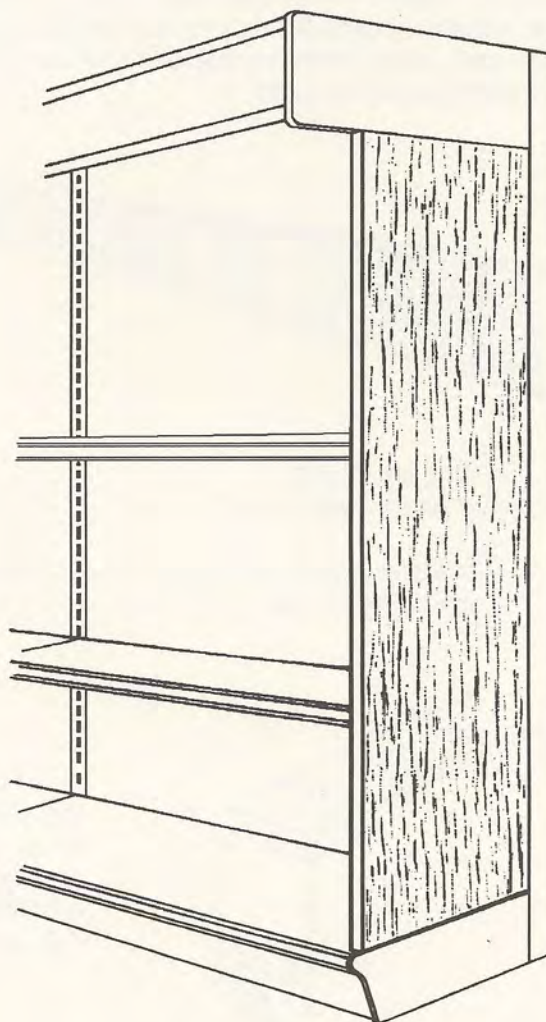
### NOTE:

If the canopy end width is equal to or less than the base shelf depth, order KVEP panels on page 112 instead of Canopy Panels and Canopy Ends.

Specify upright height, base depth, base height and color when ordering Canopy Panels. See the Color Guide for available finishes. Example of code number system is listed below.

Acronym: KVCP  
Upright height: 96"  
Base depth: 18"  
Base height: 7"  
Color: Oak

CODE: KVCP961807 OK



Upright Height	Base Depth						
	12"	15"	18"	21"	24"	27"	30"
78"	64.90	68.60	71.40	77.80	40.10	86.50	134.40
84"	78.80	83.20	87.80	92.20	96.60	100.60	141.10
90"	78.80	83.20	87.80	92.20	96.60	100.60	141.10
96"	82.50	87.60	93.50	97.90	102.70	106.70	147.80

# KENT

Store Fixtures

P.O. Box 170399 Birmingham, Alabama 35217-0399  
Patented in the United States, England, France and Germany.



Prices and products subject to change without notice.

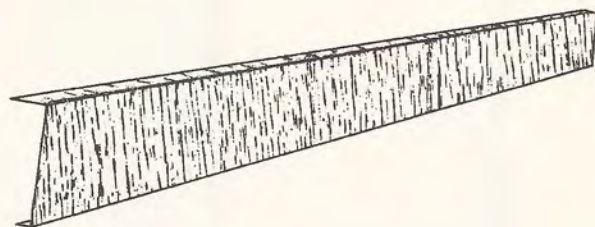


**ITEMS ON THIS PAGE ARE COMPATIBLE WITH  
1" AND 1 7/16" ADJUSTABLE SHELVING**

## METAL CANOPY FASCIA

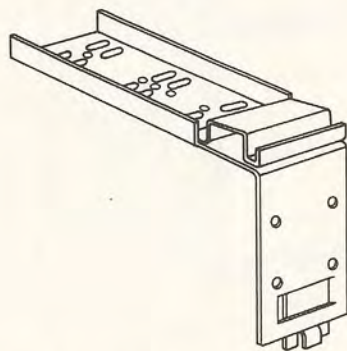
### PLATED OR VINYL FASCIA

Both types of fascia material, brass and walnut vinyl, are available in 'regular' or 'Z' styles and in either 7" or 9" heights. Variable lengths, 3' to 8', reduce installation time and total cost. Joint Covers not required at ends but are recommended at all butt joints.



**REGULAR STYLE**  
VCC (Illustrated) or GPC

Note: Fascia End covers are supplied in pairs and cut to size at the job site.



### CANOPY FASCIA BRACKET

(illustrated above)

CFB 7.80

### EXTENSION BRACKET

KEXB 18.90

### GOLD PLATED or WALNUT VINYL CANOPY

Hghts	Lngh	Code	
*	36"	GPC*36	40.50
7" or 9"	48"	GPC*48	52.70
	72"	GPC*72	90.50
	96"	GPC*96	90.50

NOTE: Substitute VCC for GPC in code when ordering Walnut Vinyl Canopy

#### JOINT COVERS

7" or 9" GJC\* 6.70

#### END COVERS

7" or 9" GEC\*31P 35.10

### GOLD PLTD-Z or WALNUT VINYL-Z FASCIA

Hght	Lngh	Code	
*	36"	VCCZ*36	40.50
7" or 9"	48"	VCCZ*48	52.70
	72"	VCCZ*72	90.50
	96"	VCCZ*96	90.50

#### JOINT COVERS

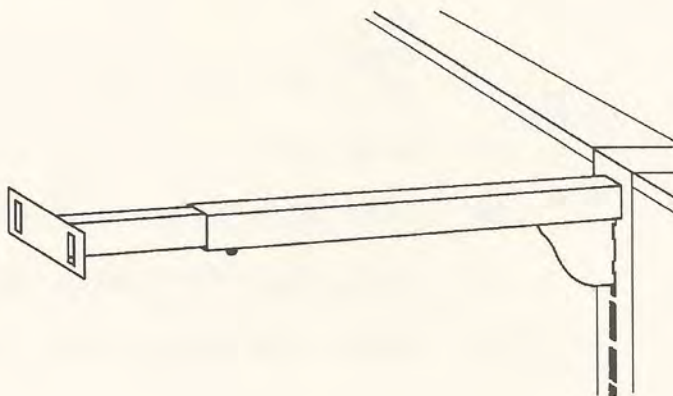
7" or 9" VJCZ\* 6.70

#### END COVERS

7" or 9" VECZ\*31P 35.10

### CANOPY BRACKETS

Two types of fascia brackets are shown. The CFB bracket is a universal style, applicable to any type of fascia. The KEXB bracket is an extendable bracket used with laminated fascias for open canopy lighting. The KEXB design is an extension channel within a tube that extends from 23" to 31" from the upright face. Refer to page 202 for more information on the CFB bracket.



**KENT**

*Store Fixtures*

P.O.Box 170399 Birmingham, Alabama 35217-0399  
Patented in the United States, England, France and Germany.

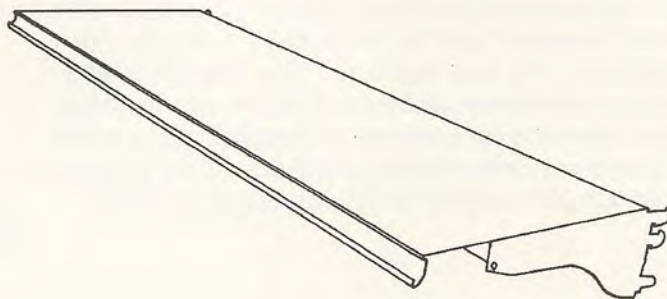


Prices and products subject to change without notice.



## CANOPY SHELF

Dpth	Lngh	Code	
15"	36"	KCS3615	26.00
	48"	KCS4815	
17"	36"	KCS3617	27.30
	48"	KCS4817	
19"	36"	KCS3619	30.90
	48"	KCS4819	
21"	36"	KCS3621	32.60
	48"	KCS4821	
23"	36"	KCS3623	39.70
	48"	KCS4823	
25"	36"	KCS3625	45.60
	48"	KCS4825	
27"	36"	KCS3627	48.30
	48"	KCS4827	
29"	36"	KCS3629	51.20
	48"	KCS4829	



Canopy Shelves are designed to allow continuous light fixtures along a shelving section. Brackets notched to accept light can. Recommended for lighter materials such as CF or GPC fascia.

## LIGHT FIXTURES

### Single Tube

Lngh	Code	
36"	SLF36	50.30
48"	SLF48	46.80
96"	SLF96	72.90

### Double Tube

Lngh	Code	
36"	DLF36	56.10
48"	DLF48	63.10
96"	DLF96	82.10

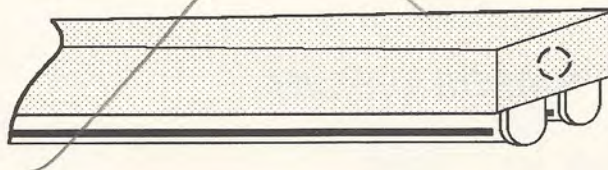


Figure A

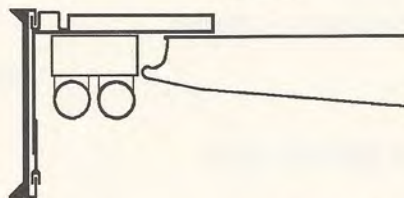
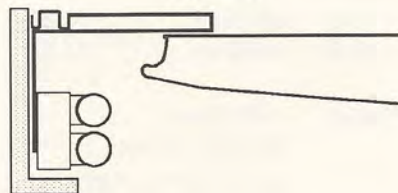


Figure B



## LIGHT FIXTURE INSTALLATION

Figures A and B represent the recommended methods of Canopy Bracket and Fascia installation using a standard upper shelf. All types of fascia supplied by Kent may be installed using these methods.

# KENT

Store Fixtures

P.O. Box 170399 Birmingham, Alabama 35217-0399  
Patented in the United States, England, France and Germany.



Prices and products subject to change without notice.

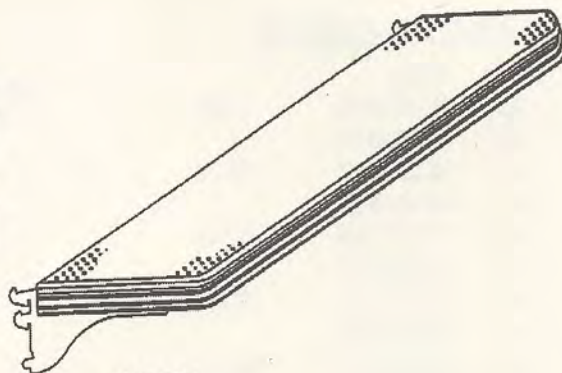


# WRAP AROUND SHELF MIRROR HOLDER

1" ADJUSTABLE

## WRAP AROUND SHELF

The Wrap Around Shelf with rounded corners provides a contemporary look for single sections of gondolas, wall units and end displays. Two position straight insertion brackets permit a level or 15 degree down tilt position. Three rows of diamond perforations front and back provide for secure placement of fencing and dividers. Available with aluminum (APT) or gold (GPT) finish price tag molding.



DPTH	LGTH	WT	CODE		CODE	
11'	36'	7.0	KWAP3611APT	55.00	KWAP3611GPT	55.60
	48'	7.9	KWAP4811APT		KWAP4811GPT	
13'	36'	7.8	KWAP3613APT	63.40	KWAP3613GPT	64.00
	48'	8.9	KWAP4813APT		KWAP4813GPT	
15'	36'	9.7	KWAP3615APT	67.80	KWAP3615GPT	68.40
	48'	11.0	KWAP4815APT		KWAP4815GPT	
17'	36'	11.6	KWAP3617APT	72.40	KWAP3617GPT	73.20
	48'	13.1	KWAP4817APT		KWAP4817APT	
19'	36'	12.5	KWAP3619APT	76.60	KWAP3619GPT	77.40
	48'	14.3	KWAP4819APT		KWAP4819GPT	
21'	36'	14.5	KWAP3621APT	81.00	KWAP3621GPT	82.00
	48'	16.5	KWAP4821APT		KWAP4821GPT	
23'	36'	16.0	KWAP3623APT	85.40	KWAP3623GPT	86.60
	48'	18.1	KWAP4823APT		KWAP4823GPT	

## MIRROR ASSEMBLY

LGTH	WT	CODE	
36"	16.1	KMA36	79.60
48"	20.5	KMA48	79.60

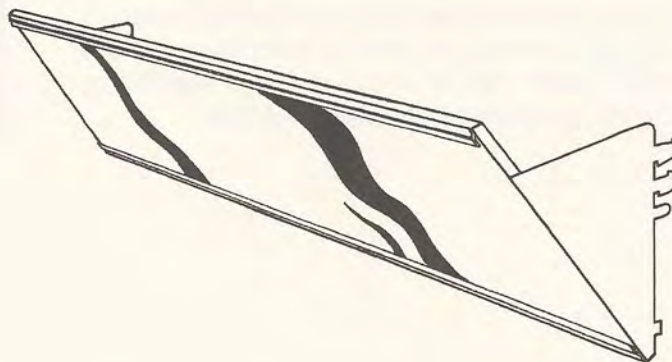
Does not include mirror listed below.

Mirror Assemblies may be used to enhance the presentation of many products. Most effective when used with canopy fascias and lights. Requires minimum 21" depth of canopy for proper installation. Each assembly includes sides that close off each section.

## GLASS MIRRORS

LGTH	WT	CODE	
36"	18.0	MRR36	74.60
48"	24.0	MRR48	83.80

Mirror Specs: 1/8" Stock  
22 1/2" Width  
36" or 48" Length



**KENT**

Store Fixtures

P.O. Box 170399 Birmingham, Alabama 35217-0399  
Patented in the United States, England, France and Germany.



Prices and products subject to change without notice.



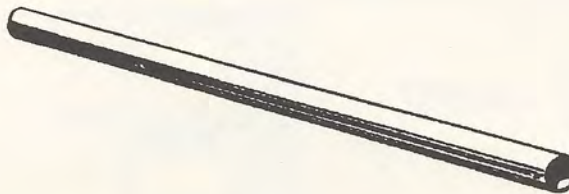
# VERTICAL MERCHANDISERS BROOMS & MOPS

1" ADJUSTABILITY

## BROOM & BASKET ROD


LGTH	WT	CODE	
36"	1.9	BBR36	21.60
48"	2.4	BBR48	21.60

Polished stainless steel finish




## BROOM & BASKET BRACKET

LGTH	WT	CODE	
6"	0.6	KBBB06L	5.90
6"	0.6	KBBB06R	5.90



## BROOM&BASKET BRKT SPECIAL

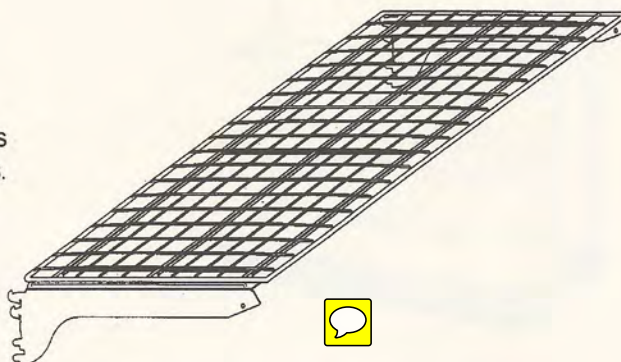
LGTH	WT	CODE	
11"	0.9	KBBBS11L	6.10
		KBBBS11R	
13"	1.0	KBBBS13L	6.10
		KBBBS13R	
15"	1.1	KBBBS15L	6.10
		KBBBS15R	
17"	1.1	KBBBS17L	6.70
		KBBBS17R	
21"	1.2	KBBBS21L	7.80
		KBBBS21R	



## BROOM & MOP SHELF

The Broom and Mop Shelf is a wire grid shelf with 2" square grids over a 20" deep frame. Broom and Mop Shelves are finished in all standard Electrocoated colors at listed prices. Shelf locks onto included brackets.

Dpth	Lgth	Wght	Code	
20"	36"	124	KBMS3620	79.40
	48"	14.7	KBMS4820	79.40



**KENT**

*Store Fixtures*

P.O. Box 170399 Birmingham, Alabama 35217-0399  
Patented in the United States, England, France and Germany.




Prices and products subject to change without notice.

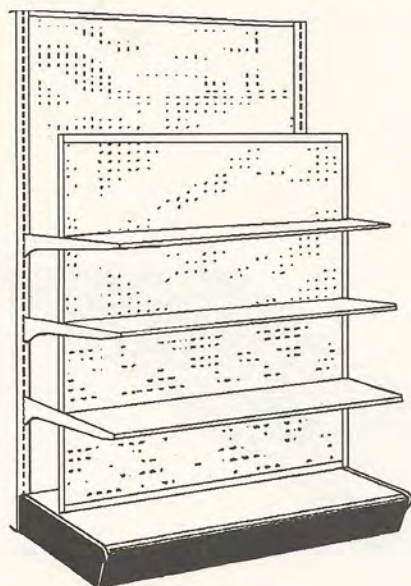


# 1" ADJUSTABLE

# EXTENDED MERCHANDISERS



Extended Panels are used with Extended Shelves (as illustrated) or with Extended Brackets for many fronted peg display needs. Two shelves required for most applications. When using brackets, four brackets per panel gives additional stability.



## EXTENDED BRACKETS

Extended brackets available from 9" to 15" in 2" increments.

Code KXPB\*\*P (sold in pairs) 11.40

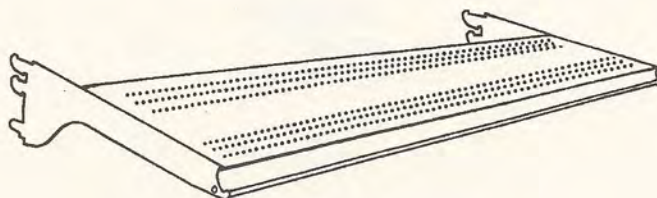
\*\*Insert required size

## EXTENDED PEG DISPLAY

Dpth	Wdth	Hght	Code	
12"	36"	24"	KEPD123624	130.20
		36"	KEPD123636	138.60
	48"	24"	KEPD124824	130.20
		36"	KEPD124836	138.60
18"	36"	24"	KEPD183624	138.60
		36"	KEPD183636	147.00
	48"	24"	KEPD184824	138.60
		36"	KEPD184836	147.00

## EXTENDED SHELVES

Brckt	Lngh	Dpth	Code	
13"	48"	9"	EKTMP134809	34.00
17"	48"	9"	EKTMP174809	34.00
21"	48"	9"	EKSMP214809	34.00
15"	48"	11"	EKTMP154811	34.00
19"	48"	11"	EKSMP194811	34.00
17"	48"	13"	EKTMP174813	34.00
21"	48"	13"	EKSMP214813	34.00
19"	48"	15"	EKSMP194815	34.00
21"	48"	17"	EKSMP214817	34.00



## EXTENDED PANELS

Lngh	Hght	Wght	Code	
36"	12"	3.5	EXP3612	38.60
36"	18"	5.3	EXP3618	44.70
36"	24"	7.1	EXP3624	47.50
36"	30"	8.9	EXP3630	54.60
36"	36"	10.7	EXP3636	55.70
48"	12"	4.4	EXP4812	38.60
48"	18"	6.7	EXP4818	44.70
48"	24"	9.0	EXP4824	47.50
48"	30"	11.3	EXP4830	54.60
48"	36"	13.6	EXP4836	55.70

# KENT

Store Fixtures

P.O.Box 170399 Birmingham, Alabama 35217-0399  
Patented in the United States, England, France and Germany.



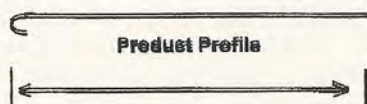
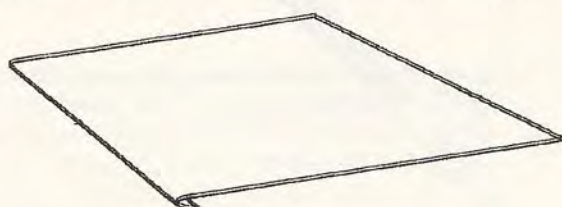
Prices and products subject to change without notice.



# *the • Universal Shelf Jacket •*

Get a fresh look! Our Universal Shelf Jacket easily and cost-effectively updates your store. The Shelf Jacket fits over most major manufacturers' shelves to hide worn and damaged areas. All you do is slide this new piece over your existing shelf. No added work for you; no dismantling the Gondola; no disposal costs for existing shelving.

The Shelf Jacket is made with the Kent quality electrocoated finish and is built to fit over tag-molded shelves. Use them wherever your store needs a quick touch-up. Leading retailers have been using this jacket for years! Get yours now and let Kent's Universal Shelf Jacket move you ahead.



- Glides easily over shelves to cover any signs of aging!
- Fits tag-molded shelves!
- Quick, easy and low-cost!

Upper Shelf Covers			
Size	Weight	Code	Price
36x11	15.5	SPS3611PK5	\$51.00
13	18.35	SPS3613PK5	\$54.50
15	21.2	SPS3615PK5	\$58.60
17	24	SPS3617PK5	\$62.80
19	26.85	SPS3619PK5	\$67.00
21	29.7	SPS3621PK5	\$71.40
23	32.5	SPS3623PK5	\$76.50
25	35.35	SPS3625PK5	\$82.00
48X11	20.7	SPS4811PK5	\$56.50
13	24.5	SPS4813PK5	\$60.50
15	28.3	SPS4815PK5	\$65.10
17	32.1	SPS4817PK5	\$70.00
19	35.85	SPS4819PK5	\$75.40
21	39.65	SPS4821PK5	\$81.20
23	43.45	SPS4823PK5	\$86.50
25	47.25	SPS4825PK5	\$92.50

Base Shelf Covers			
Size	Weight	Code	Price
36x12	17.45	SPB3612PK5	\$53.00
15	21.7	SPB3615PK5	\$58.60
18	25.95	SPB3618PK5	\$65.00
21	30.2	SPB3621PK5	\$71.40
24	34.45	SPB3624PK5	\$79.50
48x12	23.3	SPB4812PK5	\$58.50
15	29	SPB4815PK5	\$65.10
18	34.7	SPB4818PK5	\$67.50
21	40.35	SPB4821PK5	\$81.20
24	46.05	SPB4824PK5	\$92.00

Shelf covers are used to renew the appearance of existing shelves which may have been exposed to excessive abuse or finished by a coating system that is inferior to Electrocoating, our standard finishing process. Shelf covers are shipped in packs of five. Fit most types of integral tag molding shelves.

Actual size for an upper shelf cover is 1/2" less than nominal. Actual size for a base shelf cover is the nominal dimension. Shelf covers are secured by a pressure sensitive strip that is attached underneath the cover along the back edge. The formed front is positioned over the existing integral shelf tag and then the plastic protective strip is removed before pressing the cover in place.



*the* **KENT** *corporation*

P.O. Box 170399 Birmingham, AL 35217-0399

Patented in the United States, England, France and Germany.


*Prices and products subject to change without notice.*

**PAGE M10**

**August 1, 2001**



# Clip Strip Upright Cap



The beauty of Kent Shelving is its versatility and keeping in tune with the needs of the merchandising industry. The latest step is the clip strip Upright Cap—a cap that snaps in place on the uprights and accepts clip strip type merchandisers.

Once the cap is in place, just hang the pre-loaded strip merchandiser in the upright. It can get no simpler than this. No more drilling holes.

No more unsightly opened uprights. Just clean merchandising.

The clip strip Upright Cap is just one of the many ways The Kent Corporation is keeping with the demands of the industry. There is no better or more versatile way to top



off your merchandising needs. That is the beauty of Kent shelving. Paying attention to details is important and should make the difference when selecting your fixture source. Choose the best; choose Kent.

Kent products are Electrocoated for 100% coverage, inside and out, top to bottom.

There are no runs, sags, blisters or "orange-peel" effects from Electrocoating.

Kent Shelving—the leading product with the superior finish.



*The*  
**KENT**  
*Corporation*

Visit our Web site at [www.kentcorp.com](http://www.kentcorp.com) or E-mail us at [Sales@kentcorp.com](mailto:Sales@kentcorp.com) or contact us at:

PHONE: 205 853-3420 ● FAX: 205-856-3622 ● WATS: 800-ALA-KENT

Kent products are protected under United States, English, French and German patents: U.S. 3,044,634, U.S. 3,093,094, U.S. 4,004,769, U.S. 4,055,253, U.S. 4,294,363, U.S. 4,307,671, U.S. 4,620,489, England 956,091, England 1,507,619, England 1,578,155, France 1,324,692, France 2,341,291, Germany 1,230,180.

**Designers and Manufacturers of Store Fixtures. Sold and Serviced Around the World.**



# Kickplates & Base Fronts



Kent's Kickplates (Closed Base Fronts) are embossed for added strength and resilience. The three rows of embossures add approximately 99% additional strength where it is needed most...at the point of attack from carts, merchandisers, and floor maintenance. Protect your bottom line by specifying Embossed Kickplates from Kent on your next fixture order.

Kent also offers an Open Kickplate (Open Base Front) for all base sizes. **The price for Closed Base or Open Base option is the same.** The standard 7" height open base has an embossed panel to prevent carts from damaging merchandise but allows room to "push through" for regular aisle maintenance. The open base option may also help in overstocked situations, extending cubic capacity conveniently, on the aisle.

#### *Caution:*

*Open bases should always use the appropriate kickplate for safety to customers and employees. Section failure is possible when a Closed Base Front is removed and not replaced with an open kickplate.*

Kent products are Electrocoated for 100% coverage, inside and out, top to bottom.

There are no runs, sags, blisters or "orange-peel" effects from Electrocoating.

Kent Shelving—the leading product with the superior finish.



*The*  
**KENT** Corporation

Visit our Web site at [www.kentcorp.com](http://www.kentcorp.com) or E-mail us at [Sales@kentcorp.com](mailto:Sales@kentcorp.com) or contact us at:

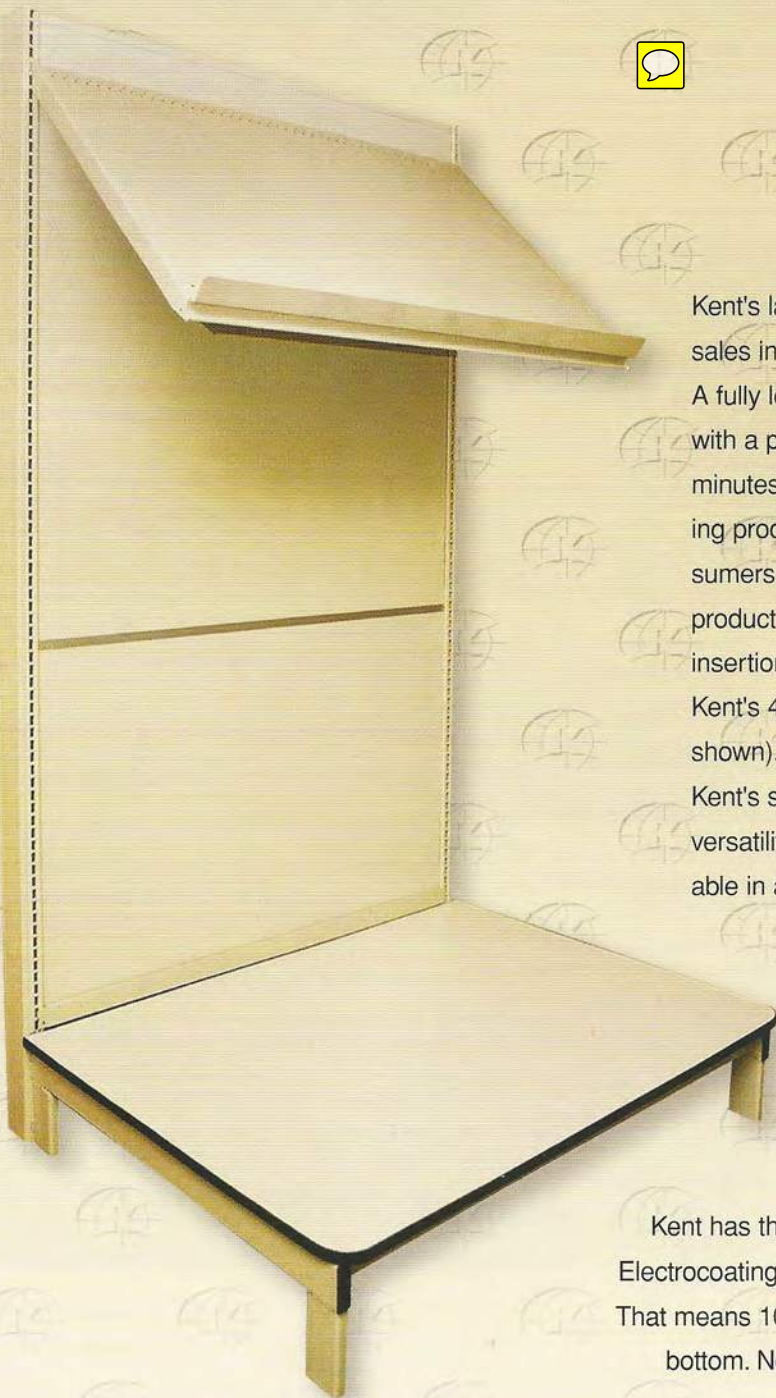
PHONE: 205 853-3420 ● FAX: 205-856-3622 ● WATS: 800-ALA-KENT

Kent products are protected under United States, English, French and German patents: U.S. 3,044,634, U.S. 3,093,094, U.S. 4,004,769, U.S. 4,055,253, U.S. 4,294,363, U.S. 4,307,671, U.S. 4,620,489, England 956,091, England 1,507,619, England 1,578,155, France 1,324,692, France 2,341,291, Germany 1,230,180.

**Designers and Manufacturers of Store Fixtures. Sold and Serviced Around the World.**



# "Special End" Display



Kent's latest innovation is a boon for sales in bulk display merchandising. A fully loaded display can be moved with a pallet jack to any location within minutes, saving costly resets and keeping product in front of today's busy consumers. The Special End display allows product presentation on Kent's straight insertion, one-finger tilt, shelves or Kent's 45 degree downtilt shelving (as shown). The unit also accepts all of Kent's shelves giving you unmatched versatility. Strong and sturdy and available in all of Kent's colors.

Kent has the only 4-tank, four standard color Electrocoating system in the world in any industry! That means 100% coverage, inside and out, top to bottom. No runs, no sags, and no blisters, only a superior finish.



Visit our Web site at [www.kentcorp.com](http://www.kentcorp.com) or E-mail us at [Sales@kentcorp.com](mailto:Sales@kentcorp.com) or contact us at:  
PHONE: 205 853-3420 ● FAX: 205-856-3622 ● WATS: 800-ALA-KENT

Kent products are protected under United States, English, French and German patents: U.S. 3,044,634, U.S. 3,093,094, U.S. 4,004,769, U.S. 4,055,253, U.S. 4,294,363, U.S. 4,307,671, U.S. 4,620,489, England 956,091, England 1,507,619, England 1,578,155, France 1,324,692, France 2,341,291, Germany 1,230,180.

**Designers and Manufacturers of Store Fixtures. Sold and Serviced Around the World.**



# Mobile Gondola



Now there is more than one way to keep your product moving, the Mobile Gondola by Kent. Capable of holding 1,000 pounds of merchandise per section, the Mobile Gondola offers all the flexibility you need to put product in front of the people wherever they are. Product can move from the front of the store to the back and all places in between in minutes. Fencing, peg hooks, and other standard accessories are applicable. So, whether it's gardening items in the spring or candy sales at Christmas, the Mobile Gondola is designed for ease of merchandising and most of all to keep product where it needs to — when it needs to be there, quickly. Available in heights from 36" to 72" and either 15" or 18" bases.

Kent products are Electrocoated for 100% coverage, inside and out, top to bottom.

There are no runs, sags, blisters or "orange-peel" effects from Electrocoating.

Kent Shelving—the leading product with the superior finish.



*The*  
**KENT** Corporation

Visit our Web site at [www.kentcorp.com](http://www.kentcorp.com) or E-mail us at [Sales@kentcorp.com](mailto:Sales@kentcorp.com) or contact us at:  
PHONE: 205 853-3420 • FAX: 205-856-3622 • WATS: 800-ALA-KENT

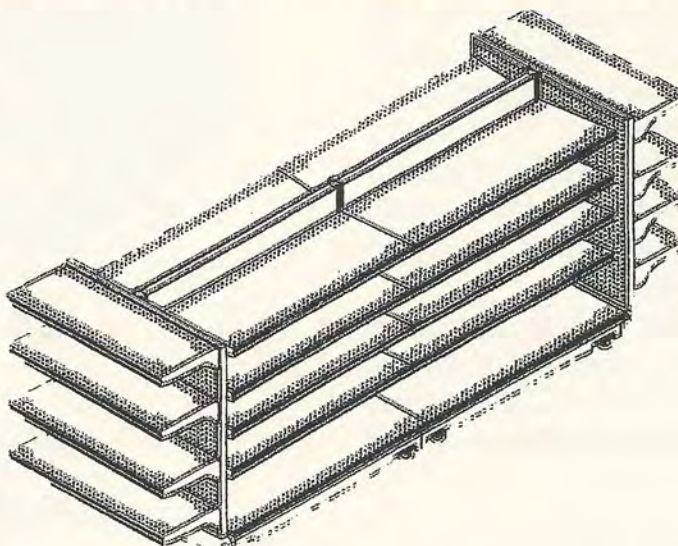
Kent products are protected under United States, English, French and German patents: U.S. 3,044,634, U.S. 3,093,094, U.S. 4,004,769, U.S. 4,055,253, U.S. 4,294,363, U.S. 4,307,671, U.S. 4,620,489, England 956,091, England 1,507,619, England 1,578,155, France 1,324,692, France 2,341,291, Germany 1,230,180.

**Designers and Manufacturers of Store Fixtures. Sold and Serviced Around the World.**



# *the* • Mobile Gondola •

We've made moving easy! Our Mobile Gondola makes moving your merchandise to where you most need it a snap. Greet shoppers with your holiday special one week; display your cakes in the bakery the next. The Mobile Gondola moves with the changes in your store. The Mobile Gondola holds up to 1,000 pounds per section. Fencing, peg hooks and other standard accessories are applicable. Lead times for the Mobile Gondola may be slightly longer than normal. Installation is easy with common tools. Kent's Mobile Gondola will keep you MOVING ahead!



Height	Starter	wt	Add-on	wt	Starter	wt	Add-on	wt
36"	\$381.10	138	\$298.70	107	\$391.50	151	\$306.70	119
42"	\$382.30	146	\$299.30	113	\$392.70	159	\$307.30	125
48"	\$387.90	154	\$302.20	119	\$398.30	167	\$310.20	131
54"	\$397.70	162	\$308.50	125	\$408.10	175	\$316.50	137
60"	\$407.70	170	\$315.80	131	\$418.10	183	\$323.80	143
72"	\$422.30	178	\$326.50	137	\$432.70	191	\$334.50	149

\*The above prices consider 36" or 48" sections, standard colors, perforated base shelves and pegboard backs. Optional colors and components, including end frames as shown above, must be added separately. Mobile Gondolas should not exceed 12' in length.



*the* KENT corporation

P.O. Box 170399 Birmingham, AL 35217-0399

Patented in the United States, England, France and Germany.

Prices and products subject to change without notice.

PAGE M1

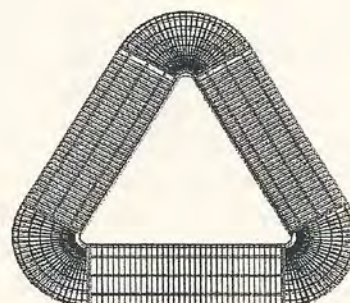
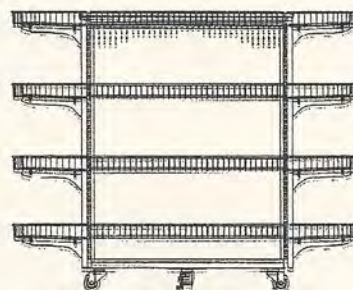
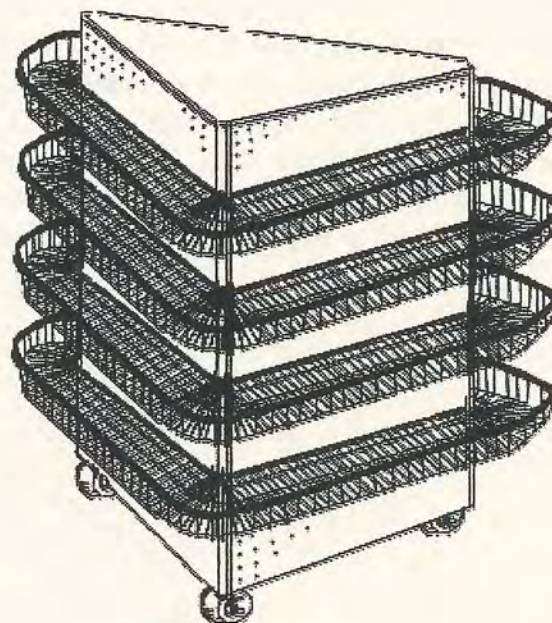
August 1, 2001



# *the • Tri-Display •*

Create your own display! Our new Tri-Display lets you select two position side shelves, corner shelves and end panels in the quantities and combinations that work best for you. The Tri-Display begins with a 50" high central unit, composed of 2', 3' or 4' wide framed pegboard panels, mounted on casters and topped with a melamine cap. Corner shelves may be positioned for a full wrap-around effect or as baskets. End panels can be used with the corner shelves or separately. Kent metal shelving may also be used on sides when wire is not applicable.

Don't settle for a pre-packaged display unit when you can create one to better fit your needs. Kent's Tri-Display gives you the flexibility needed to move ahead!



Suggested Models	List Price
Tri-Display with four rows wrap around shelving- 12 sides and 12 comers and 12 corner bracket pairs	\$1954.00
15' shelving per row on 3' model	
12' shelving per row on 2' model	
Tri-Display with four rows side shelving (12) and six end panels	\$1,459.60
Tri-Display with 12 side shelves, 6 corner shelves and 6 end panels	\$1,807.60



*the* **KENT** *corporation*

P.O. Box 170399 Birmingham, AL 35217-0399  
Patented in the United States, England, France and Germany.

*Prices and products subject to change without notice.*

**PAGE M2**

**August 1, 2001**



# Tri Display



The beauty of Kent Shelving is its versatility. Kent's new Tri Display is a three-sided walk-around, high density display available in 2', 3' and 4' models. The Tri Display is mobile, allowing you to keep product moving by putting the product where it needs to be—in front of the consumer with a small footprint. Each wire shelf can be angled or level allowing you greater flexibility. Each unit is available in our full range of colors for years of lasting, maintenance-free beauty. Our attention to details assures that you have made the right decision. Choose the best, choose the original, choose Kent.

Kent has the only 4-tank, four standard color Electrocoating system in the world in any industry! That means 100% coverage, inside and out, top to bottom. No runs, no sags, and no blisters, only a superior finish.



Visit our Web site at [www.kentcorp.com](http://www.kentcorp.com) or E-mail us at [Sales@kentcorp.com](mailto:Sales@kentcorp.com) or contact us at:  
PHONE: 205 853-3420 ● FAX: 205-856-3622 ● WATS: 800-ALA-KENT

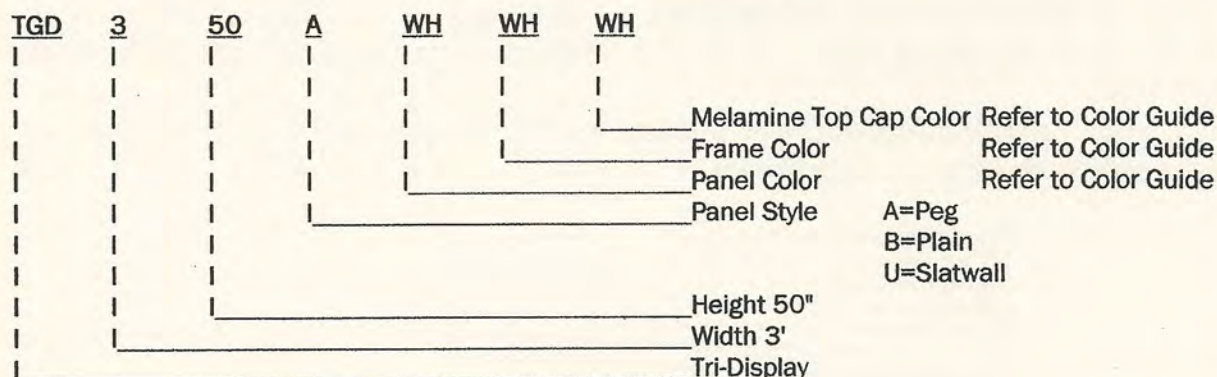
Kent products are protected under United States, English, French and German patents: U.S. 3,044,634, U.S. 3,093,094, U.S. 4,004,769, U.S. 4,055,253, U.S. 4,294,363, U.S. 4,307,671, U.S. 4,620,489, England 956,091, England 1,507,619, England 1,578,155, France 1,324,692, France 2,341,291, Germany 1,230,180.

**Designers and Manufacturers of Store Fixtures. Sold and Serviced Around the World.**



# *the* • **Tri-Display** •

## CODE NUMBER EXAMPLE



	Wdth/Side	Ht	Wt	List Price	w/ Slatwall
TGD450A	4'	50"	150	630.4	\$885.40
TGD350A	3'	50"	120	630.4	\$885.40
TGD250A	2'	50"	90	630.4	\$795.40

Optional Colors		
Frame	\$60.00	3@\$20.00
Panel	\$15.00	3@\$5.00
Top Cap	\$40.00	

Accessories			
TGKCS4812-48x12 wire side shelves	\$49.90	TGDCW12-12" wire corner shelves	\$51.20
TGKBCS3612-36x12 wire side shelves	\$46.10	TGDCW12T-corner with tag molding	\$56.90
TGKBCS2412-24x12 wire side shelves	\$46.10	TGDEP4213- 42x13 wire end panels	\$36.00
TGKBCS****T-Tag Moulding for shelf	\$5.70	TGDEPBKP-End panel brackets pr	\$10.00
TGDCWHB12-CornersShelf with hang bracket For use only with end panels.	\$58.00	TGDCWLB12P-Brackets-pr for corner shelves (provides quick installation independent of side shelves)	\$13.00



*the* **KENT** corporation

P.O. Box 170399 Birmingham, AL 35217-0399

Prices and products subject to change without notice.

Patented in the United States, England, France and Germany.

PAGE M3


August 1, 2001



# *the* • Slatwall Back •

Hook onto something new! Our Slatwall Back looks terrific while it holds your hanging items! Hooks can be combined with shelves for a greater range of merchandising possibilities on this unit. The Slatwall Back holds hooks of a variety of sizes. And, the shelves were designed specially to fit this wall.

Pick your combination and get hooked on the Slatwall Back. Kent's Slatwall Back will keep you moving ahead.



## SLATWALL SUPPORT CLIP

Slatwall is attached to the clip to provide increased stability. One pair of clips replaces the tie bar in each section and supports single or double-sided slatwall installations.

Wt.	Code	Price
1.6	KSWSC2027P	\$52.60



*the* **KENT** *corporation*

P.O. Box 170399 Birmingham, AL 35217-0399

Patented in the United States, England, France and Germany.

*Prices and products subject to change without notice.*

**PAGE M4**

**August 1, 2001**



# Slatwall 4-Way Display



Hooks



Hooks



Angle Front Shelves



Wire Shelves



*Slatwall is available with or without aluminum inserts*

If you need a display with an infinite number of adjustable options then The Kent Corporations Slatwall 4-Way Display is just the answer. When you add to it Kent's Hooks, Wire Shelves and Baskets and Angle or Molding Front Shelves you can create a display for any combination of products with four distinct sale zones.

Kent has the only 4-tank, four standard color Electrocoating system in the world in any industry! That means 100% coverage, inside and out, top to bottom. No runs, no sags, and no blisters, only a superior finish.



Visit our Web site at [www.kentcorp.com](http://www.kentcorp.com) or E-mail us at [Sales@kentcorp.com](mailto:Sales@kentcorp.com) or contact us at:  
PHONE: 205 853-3420 ● FAX: 205-856-3622 ● WATS: 800-ALA-KENT

Kent products are protected under United States, English, French and German patents: U.S. 3,044,634, U.S. 3,093,094, U.S. 4,004,769, U.S. 4,055,253, U.S. 4,294,363, U.S. 4,307,671, U.S. 4,620,489, England 956,091, England 1,507,619, England 1,578,155, France 1,324,692, France 2,341,291, Germany 1,230,180.

**Designers and Manufacturers of Store Fixtures. Sold and Serviced Around the World.**



# Four Way Display



The Four Way Display is available in a variety of models and sizes, including slat grid version.

Kent's Four Way Display is not new to the industry but the additional panel styles and accessories, like hooks and optional casters, make this one exceptional selling display. With four individual panels for any merchandising combination, the Four Way Display is slotted to accept both Trimline and Standard shelves adding even more versatility for the ever changing market. The Four Way Display maximizes your merchandising ability with a small foot print and is available in a wide variety of models and sizes. Strong, versatile, mobile and durable, it is what you expect from The Kent Corporation.

Kent has the only 4-tank, four standard color Electrocoating system in the world in any industry! That means 100% coverage, inside and out, top to bottom. No runs, no sags, and no blisters, only a superior finish.



Visit our Web site at [www.kentcorp.com](http://www.kentcorp.com) or E-mail us at [Sales@kentcorp.com](mailto:Sales@kentcorp.com) or contact us at:  
PHONE: 205 853-3420 ● FAX: 205-856-3622 ● WATS: 800-ALA-KENT

Kent products are protected under United States, English, French and German patents: U.S. 3,044,634, U.S. 3,093,094, U.S. 4,004,769, U.S. 4,055,253, U.S. 4,294,363, U.S. 4,307,671, U.S. 4,620,489, England 956,091, England 1,507,619, England 1,578,155, France 1,324,692, France 2,341,291, Germany 1,230,180.

**Designers and Manufacturers of Store Fixtures. Sold and Serviced Around the World.**



# *the • Slatwall Back •*

	● Slatwall Back	● With Aluminum Inserts					
Upright Height	Width	Weight	Code	Price	Weight	Code	Price
24"	36	11.5	KB36024**SW	\$67.20	13.6	KB36024**AI	\$108.80
	48	15.3	KB48024**SW	\$67.20	18.1	KB48024**AI	\$108.80
30"	36	14.9	KB36030**SW	\$68.50	17.7	KB36030**AI	\$123.00
	48	19.9	KB48030**SW	\$68.50	23.6	KB48030**AI	\$123.00
36"	36	19.8	KB36036**SW	\$104.30	22.35	KB36036**AI	\$179.40
	48	26.4	KB48036**SW	\$104.30	29.8	KB48036**AI	\$179.40
42"	36	23.1	KB36042**SW	\$106.40	26.9	KB36042**AI	\$194.10
	48	30.8	KB48042**SW	\$106.40	35.8	KB48042**AI	\$194.10
48"	36	26.4	KB36048**SW	\$107.10	31.3	KB36048**AI	\$208.80
	48	35.2	KB48048**SW	\$107.10	41.7	KB48048**AI	\$208.80
54"	36	28.3	KB36054**SW	\$107.80	35.7	KB36054**AI	\$215.90
	48	37.7	KB48054**SW	\$107.80	47.6	KB48054**AI	\$215.90
60"	36	33.8	KB36060**SW	\$133.10	40.1	KB36060**AI	\$247.60
	48	45.1	KB48060**SW	\$133.10	53.5	KB48060**AI	\$247.60
66"	36	37.6	KB36066**SW	\$138.60	44.6	KB36066**AI	\$267.80
	48	50.1	KB48066**SW	\$138.60	59.4	KB48066**AI	\$267.80
72"	36	41.32	KB36072**SW	\$151.30	49	KB36072**AI	\$293.40
	48	55.1	KB48072**SW	\$151.30	65.3	KB48072**AI	\$293.40
78"	36	45.1	KB36078**SW	\$186.00	53.4	KB36078**AI	\$341.00
	48	60.1	KB48078**SW	\$186.00	71.2	KB48078**AI	\$341.00
84"	36	48.8	KB36084**SW	\$187.70	77.8	KB36084**AI	\$355.60
	48	65	KB48084**SW	\$187.70	77.1	KB48084**AI	\$355.60
90"	36	52.5	KB36090**SW	\$189.50	62.3	KB36090**AI	\$370.30
	48	70	KB48090**SW	\$189.50	83	KB48090**AI	\$370.30
96"	36	56.3	KB36096**SW	\$191.20	66.7	KB36096**AI	\$385.00
	48	75	KB48096**SW	\$191.20	88.9	KB48096**AI	\$385.00



*the* **KENT** *corporation*

P.O. Box 170399 Birmingham, AL 35217-0399

*Prices and products subject to change without notice.*

Patented in the United States, England, France and Germany.

**PAGE M5**

**August 1, 2001**



**August 1, 2001**



# *the • Four Way Display •*

\*Prices listed below consider standard colors for Four-Way frames, caps and bases. Optional panel finishes are given in the following price table. Special laminates, deck finishes and deck trim may be available at additional costs. Contact your sales representative or call Customer Service for assistance.

OPTIONAL COLOR for FRAMES and CAP refer to Color Guide for optional colors and add \$90 to the price.

Panel Finish		Standard Colors	Optional Colors	Slatwall	Mirror Vinyl	Knockdown
Panel Style		A, B, C, D, F	A, B, C, D	U	A, B, C, D	K
Deck Size	Height					
40"	48"	\$814.60	\$848.20	\$1,005.00	\$1,087.80	\$663.40
	54"	\$814.60	\$848.20	\$1,005.00	\$1,087.80	\$663.40
	60"	\$861.80	\$895.40	\$1,061.80	\$1,210.60	\$710.60
	66"	\$861.80	\$895.40	\$1,061.80	\$1,210.60	\$710.60
	72"	\$909.80	\$943.40	\$1,118.60	\$1,434.60	\$758.60
48"	48"	\$834.00	\$867.60	\$1,030.40	\$1,380.00	\$682.80
	54"	\$834.00	\$867.60	\$1,030.40	\$1,380.00	\$682.80
	60"	\$881.20	\$914.80	\$1,087.20	\$1,578.40	\$730.00
	66"	\$881.20	\$914.80	\$1,087.20	\$1,578.40	\$730.00
	72"	\$929.20	\$962.80	\$1,144.20	\$1,979.20	\$778.00

\*NOTE: Prices are for the same finish panels front and rear. For combinations, add prices of appropriate finishes and divide by two. IMPORTANT: If all four frames do not have the same combination panel style and color, front and back, order Four-Way Displays by component parts as listed on page xiii. Call for pricing on slotwall panels, striped 2" o.c. backs or other optional material.



*the* **KENT** *corporation*

P.O. Box 170399 Birmingham, AL 35217-0399

Prices and products subject to change without notice.

Patented in the United States, England, France and Germany.

PAGE M7

August 1, 2001



# *the • Four Way Display •*

## FOUR-WAY CAP

Four-Way Caps lock together the four frames of each display. Caps must match width and color of frames. Includes a 3/8-24 nutsert to receive standard sign posts.

Size	Weight	Code	Price
24"	3.5	FWC24	26.00
30"	5.4	FWC30	28.60

## FOUR-WAY FRAMES

Four-Way Frames are modified End Frames. See page 302 for panel styles and finishes.

Panel Finish		Std Color	Opt Color	Slat-wall	Mirror Vinyl	Knock-down
Panel Style		ABCD	F	U	ABCD	K
Width	Hght					
24"	48"	\$141.50	\$149.90	\$189.10	\$209.80	\$103.70
	54"	\$141.50	\$149.90	\$189.10	\$209.80	\$103.70
	60"	\$153.30	\$161.70	\$203.30	\$240.50	\$115.50
	66"	\$153.30	\$161.70	\$203.30	\$240.50	\$115.50
	72"	\$165.30	\$173.70	\$217.80	\$296.50	\$127.50
30"	48"	\$141.50	\$149.90	\$190.60	\$278.00	\$103.70
	54"	\$141.50	\$149.90	\$190.60	\$278.00	\$103.70
	60"	\$153.30	\$161.70	\$204.80	\$327.60	\$115.50
	66"	\$153.30	\$161.70	\$204.80	\$327.60	\$115.50
	72"	\$165.30	\$173.70	\$219.05	\$428	\$127.50

Frame Code Example: FWKM 24 48 A IV IV IV  
24" wide, 48" high, double peg, Ivory front panel, Ivory rear panel and Ivory frame.



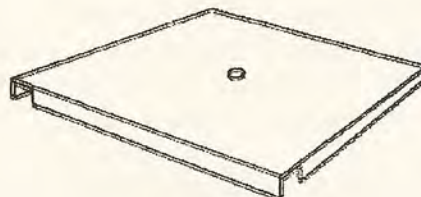
## FOUR-WAY DECK

Four-Way Decks are constructed of a Black metal base and a melamine deck of Ivory, White or Pearl Gray colors. Edge trimmed with Black T-molding or optional boat molding.

Width	Trim	Code	Price
40"	Black	FWD40MTBBL	222.60
48"	Black	FWD48MTBBL	239.40

### Mobile Four-Way Deck with Casters

Width	Trim	Code	Price
40"	Black	FWD40MTBBLC	\$357.00
48"	Black	FWD48MTBBLC	\$373.80



*the* **KENT** *corporation*

P.O. Box 170399 Birmingham, AL 35217-0399

Patented in the United States, England, France and Germany.


Prices and products subject to change without notice.

PAGE M8


August 1, 2001



# 3 Way Display



Three in one. That is what The Kent Corporation gives you with the 3 Way Display, three distinct sale zones in one simple elegant unit. That is just the beginning of the versatility of the unit. Add to the facts that it accepts all of Kent's 1" shelves, combine it with straight insertion, one-finger tilt shelves and you have the ultimate versatile end aisle display available in all of Kent's colors. It's a product you expect from The Kent Corporation.



Kent has the only 4-tank, four standard color Electrocoating system in the world in any industry! That means 100% coverage, inside and out, top to bottom. No runs, no sags, and no blisters, only a superior finish.



Visit our Web site at [www.kentcorp.com](http://www.kentcorp.com) or E-mail us at [Sales@kentcorp.com](mailto:Sales@kentcorp.com) or contact us at:  
PHONE: 205 853-3420 ● FAX: 205-856-3622 ● WATS: 800-ALA-KENT

Kent products are protected under United States, English, French and German patents: U.S. 3,044,634, U.S. 3,093,094, U.S. 4,004,769, U.S. 4,055,253, U.S. 4,294,363, U.S. 4,307,671, U.S. 4,620,489, England 956,091, England 1,507,619, England 1,578,155, France 1,324,692, France 2,341,291, Germany 1,230,180.

**Designers and Manufacturers of Store Fixtures. Sold and Serviced Around the World.**



# Designer Wraparound Display



Once again, The Kent Corporation has met the demands of the industry with the DWD, a strong, high-density wrap around unit that is the perfect versatile display. Each level is capable of supporting 350 pounds of merchandise and gives you 10 square feet of merchandise display. With its 1" adjustments it can accommodate any variety of product shapes or sizes allowing you to change as quickly as the changing market. As with all Kent products, it is 100% Electrocoated for a superior lasting and maintenance free finish.



Kent has the only 4-tank, four standard color Electrocoating system in the world in any industry! That means 100% coverage, inside and out, top to bottom. No runs, no sags, and no blisters, only a superior finish.



Visit our Web site at [www.kentcorp.com](http://www.kentcorp.com) or E-mail us at [Sales@kentcorp.com](mailto:Sales@kentcorp.com) or contact us at:  
PHONE: 205 853-3420 • FAX: 205-856-3622 • WATS: 800-ALA-KENT

Kent products are protected under United States, English, French and German patents: U.S. 3,044,634, U.S. 3,093,094, U.S. 4,004,769, U.S. 4,055,253, U.S. 4,294,363, U.S. 4,307,671, U.S. 4,620,489, England 956,091, England 1,507,619, England 1,578,155, France 1,324,692, France 2,341,291, Germany 1,230,180.

**Designers and Manufacturers of Store Fixtures. Sold and Serviced Around the World.**



# Beverage Display



Add optional side shelves for a greater range of product



Other optional features that expand the versatility are low friction pads, rails, and divider bars



Leave flat or angle shelves for a self-fronting display

There is no beverage display on the market today that is as versatile as Kent's Beverage Display. A complete unit with five levels and its 1" adjustments allows you to display any combinations of merchandise no matter what size or type of container. Add to this unit any of the accessories such as side shelves, divider bars, bumpers, low friction slide pads and you have a solid stable unit capable of changing as quickly as the industry. Angle the shelves for a self-fronting display. Durable product with a durable finish available in our full range of colors, it is the product you expect from Kent.

Kent has the only 4-tank, four standard color Electrocoating system in the world in any industry! That means 100% coverage, inside and out, top to bottom. No runs, no sags, and no blisters, only a superior finish.




Visit our Web site at [www.kentcorp.com](http://www.kentcorp.com) or E-mail us at [Sales@kentcorp.com](mailto:Sales@kentcorp.com) or contact us at:  
PHONE: 205 853-3420 ● FAX: 205-856-3622 ● WATS: 800-ALA-KENT

Kent products are protected under United States, English, French and German patents: U.S. 3,044,634, U.S. 3,093,094, U.S. 4,004,769, U.S. 4,055,253, U.S. 4,294,363, U.S. 4,307,671, U.S. 4,620,489, England 956,091, England 1,507,619, England 1,578,155, France 1,324,692, France 2,341,291, Germany 1,230,180.

**Designers and Manufacturers of Store Fixtures. Sold and Serviced Around the World.**



# Health & Beauty Display



The real beauty of merchandising health and beauty products is Kent's Health and Beauty Display. As an end cap or as a separate wall display the H&B Display gives you the shelf space you need for today's variety of products as well as great versatility for the many product sizes. The end wall is mirrored accentuating each product on the shelf while giving the illusion of more product. The H&B Display comes with five layers allowing you 25 square feet of merchandising space. The beauty doesn't stop there, Kent's 100% Electrocoating protects your investment for years of maintenance free service. Available in our full range of colors. Great colors, great versatility, and years of service. It is what you expect from the Kent Corporation.

Kent has the only 4-tank, four standard color Electrocoating system in the world in any industry! That means 100% coverage, inside and out, top to bottom. No runs, no sags, and no blisters, only a superior finish.



Visit our Web site at [www.kentcorp.com](http://www.kentcorp.com) or E-mail us at [Sales@kentcorp.com](mailto:Sales@kentcorp.com) or contact us at:  
PHONE: 205 853-3420 ● FAX: 205-856-3622 ● WATS: 800-ALA-KENT

Kent products are protected under United States, English, French and German patents: U.S. 3,044,634, U.S. 3,093,094, U.S. 4,004,769, U.S. 4,055,253, U.S. 4,294,363, U.S. 4,307,671, U.S. 4,620,489, England 956,091, England 1,507,619, England 1,578,155, France 1,324,692, France 2,341,291, Germany 1,230,180.

**Designers and Manufacturers of Store Fixtures. Sold and Serviced Around the World.**



# PFD Display



Now there is a simple way to expand your shelving flexibility-the Pet Food Display (PFD). Designed to install on existing units, the PFD Display will give you versatility to display any product combination no matter the size, even the 50 pound bulk sizes. Each shelf is adjustable in 2" increments and the unit is easy to install. Kent shelving gives you what you need to keep up with ever changing product lines and is designed for quick resets to keep product moving. Durable, dependable, versatile and 100% Electrocoated for a superior finish on another superior product by Kent.

Kent has the only 4-tank, four standard color Electrocoating system in the world in any industry! That means 100% coverage, inside and out, top to bottom. No runs, no sags, and no blisters, only a superior finish.



Visit our Web site at [www.kentcorp.com](http://www.kentcorp.com) or E-mail us at [Sales@kentcorp.com](mailto:Sales@kentcorp.com) or contact us at:  
PHONE: 205 853-3420 ● FAX: 205-856-3622 ● WATS: 800-ALA-KENT

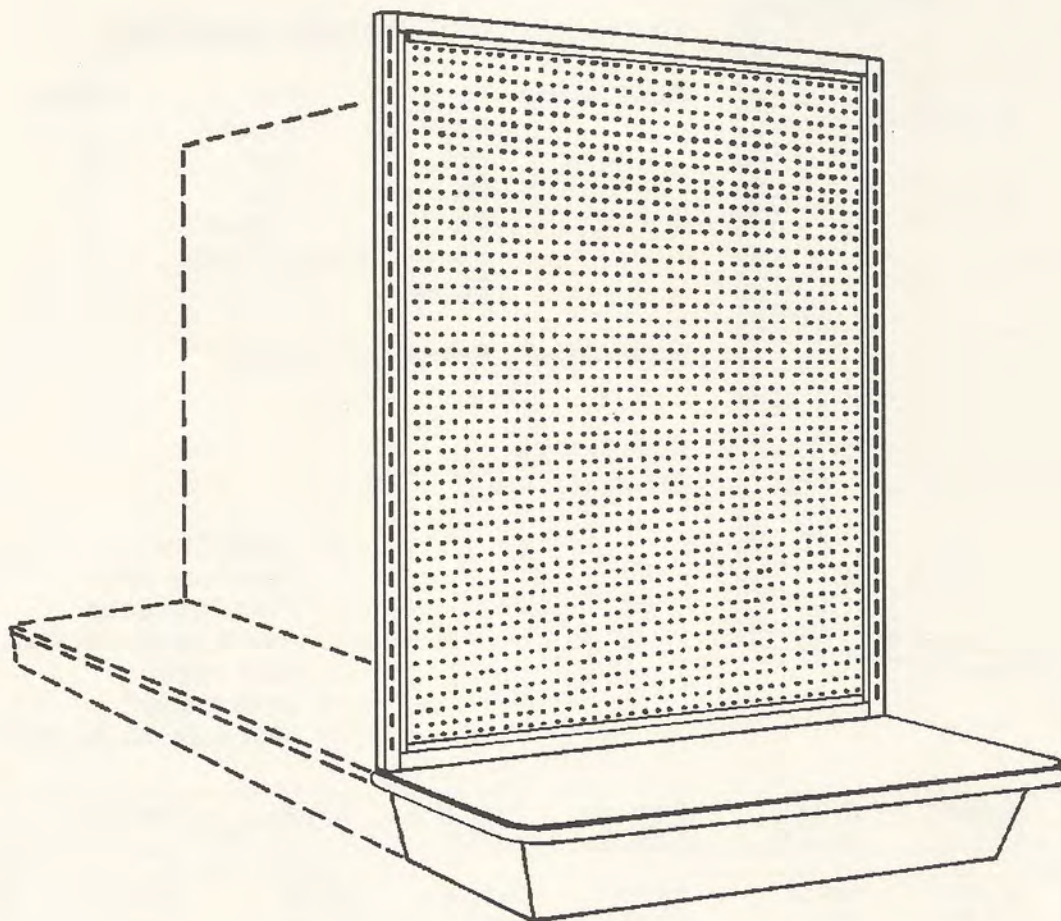
Kent products are protected under United States, English, French and German patents: U.S. 3,044,634, U.S. 3,093,094, U.S. 4,004,769, U.S. 4,055,253, U.S. 4,294,363, U.S. 4,307,671, U.S. 4,620,489, England 956,091, England 1,507,619, England 1,578,155, France 1,324,692, France 2,341,291, Germany 1,230,180.

**Designers and Manufacturers of Store Fixtures. Sold and Serviced Around the World.**



## GENERAL MERCHANDISE END DISPLAYS

1" ADJUSTABLE



End Platform / End Frame combinations give the custom design appearance for impulse sales promotion. Wrap-around base is supplied with angle front, satin or gold boat molding and black insert or with satin or gold price tag molding. Slotted steel frame may be used independently of base. Frames include 3/8"-24 threaded holes for card frames. Gondola end trim, both upright and base, is eliminated for an improved contoured look. End Frames may be installed for any offset that corresponds to gondola base combinations.

End Platforms must be ordered to match the gondola width and offset base combination if required. Determine gondola width by adding 3" to the sum of base shelf depths. For example: a gondola with 21" bases on both sides must use a 45" End Platform (i.e.,  $21" + 21" + 3" = 45"$ ). An offset End platform is calculated in the same manner but an End Frame can be installed on any combination of base depths.

**KENT** Store Fixtures

P.O.Box 170399 Birmingham, Alabama 35217-0399  
Patented in the United States, England, France and Germany.




*Prices and products subject to change without notice.*



# 1" ADJUSTABLE

# GENERAL MERCHANDISE END FRAMES



## STANDARD FRAME/PANEL OPTIONS

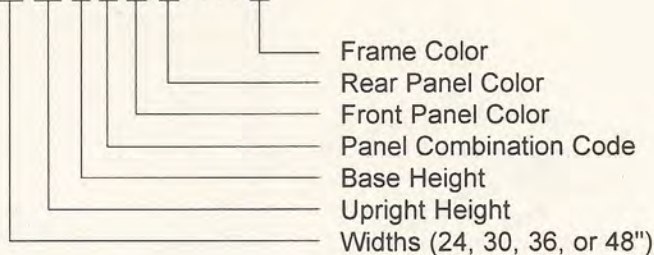
Frame Colors Ivory, Pearl Gray, White & Black

Panel Material	Front	Rear	Code
Pegboard	Pegboard	Peboard	A
Plain	Plain	Plain	B
Pegboard	Plain	Plain	C
Plain	Pegboard	Pegboard	D
Shipped KD without backs			K
Slatwall	Plain	Plain	U

Panel Colors Refer to Color Guide

### Code Example

KM 36 72 7 A IV IV . . . IV



Panel Colors	Standard	Optional	Woodgrain	Mirror Vnyl	Slatwall	Knckdwn		
Panel Codes	A B C D	A B C D	A B C D	A B C D	U	K		
Hght	Wdths						Wght	
48"	36"	162.50	167.50	194.50	282.30	253.50	126.50	48.1
	48"	170.90	175.90	202.90	290.70	261.90	134.90	60.1
54"	36"	162.50	167.50	198.50	282.70	263.50	126.50	53.0
	48"	170.90	175.90	206.90	291.10	271.90	134.90	67.5
60"	36"	178.30	183.30	216.30	325.30	291.30	142.30	57.9
	48"	194.70	199.70	232.70	341.70	307.70	158.70	74.9
66"	36"	178.30	183.30	222.30	337.30	298.30	142.30	62.8
	48"	194.70	199.70	238.70	353.70	314.70	158.70	82.3
72"	36"	196.40	201.40	242.40	399.20	311.40	160.40	67.7
	48"	203.70	208.70	249.70	406.50	327.70	167.70	89.7
78"	36"	220.30	225.30	280.30	428.30	346.30	184.30	72.6
	48"	230.80	235.80	290.80	438.80	362.80	194.80	97.1
84"	36"	250.10	255.10	320.10	459.30	350.30	214.10	77.5
	48"	262.70	267.70	332.70	471.90	362.70	226.70	104.5
Notes:	Prices listed are for the same finish for front and rear panels. For combinations, add appropriate finish prices and divide by 2. <i>Important:</i> Specify front panel finish first if different panels are required. Optional Frame Color: Add \$20.00 to the above prices. Add set-up charge according to Color Guide.							

**KENT** Store Fixtures

P.O. Box 170399 Birmingham, Alabama 35217-0399  
Patented in the United States, England, France and Germany.



Prices and products subject to change without notice.



# END PLATFORM TOP & BASE

## 1" ADJUSTABLE

Top Code Example:

EPT2 1818 18 GB..IV

Color  
Molding  
GB = Gold  
AB = Satin  
Depth  
Gondola Shoes  
Top for 2.5"  
Upright

End Platform Top - Boat Molding Trim

Width	Dpth	12"	15"	18"	21"	24"	27"	30"
27"		46.20	49.10	49.10	49.10	59.00	59.00	61.00
30-33"		50.40	53.80	53.80	53.80	61.70	61.70	67.40
36-39"		52.70	56.90	56.90	56.90	67.40	67.40	76.20
42-45"		54.40	59.00	59.00	59.00	76.20	76.20	76.20
48-51"		60.10	67.40	67.40	67.40	86.50	86.50	86.50
54-57"		67.40	67.40	67.40	67.40	86.50	86.50	97.40
60-63"		76.20	76.20	76.20	86.50	97.40	97.40	97.40

Top with Angle Front

Code Example:


EPTA2 1818 18 IV

Color  
Depth  
Gondola Shoes  
Angle Front Top  
2.5" Upright

End Platform Top - Angle Front

Width	Dpth	12"	15"	18"	21"	24"	27"	30"
27"		55.60	58.50	58.50	58.50	68.40	68.40	70.40
30-33"		59.80	63.20	63.20	63.20	71.10	71.10	76.80
36-39"		62.10	66.30	66.30	66.30	76.80	76.80	85.60
42-45"		65.90	70.50	70.50	70.50	87.70	87.70	87.70
48-51"		71.60	78.90	78.90	78.90	98.00	98.00	98.00
54-57"		81.00	81.00	81.00	81.00	100.10	100.10	111.00
60-63"		89.80	89.80	89.80	100.10	111.00	111.00	111.00

\*Inquire for pricing on Tops with satin or gold price tag moulding.



**Note:** End Platform width = gondola bases + 3"  
Examples are for an 18" - 18" gondola

BASE

Code Example:

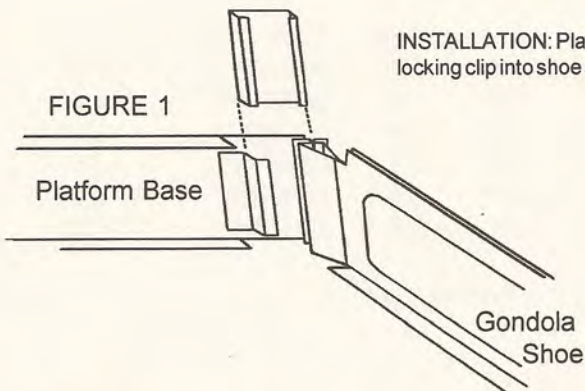
EPB2 39 18 4 BL

Color  
Base Height  
Depth  
Width  
Base for std  
2.5" upright

End Platform Base

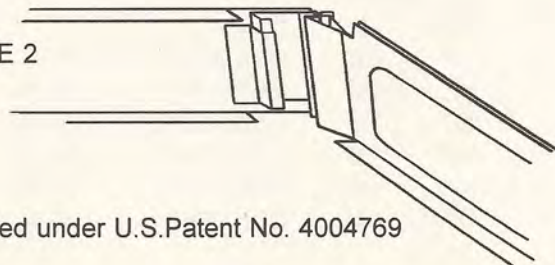
Width	Dpth	12"	15"	18"	21"	24"	27"	30"
27"		58.80	58.00	58.00	58.80	67.20	74.80	74.80
30-33"		62.00	62.00	62.00	62.00	67.20	74.80	74.80
36-39"		62.00	62.00	62.00	62.00	67.20	74.80	74.80
42-45"		63.40	63.40	63.40	63.40	67.20	74.80	74.80
48-51"		74.80	74.80	74.80	74.80	74.80	74.80	74.80
54-57"		74.80	74.80	74.80	74.80	79.80	79.80	79.80
60-63"		79.80	79.80	79.80	79.80	82.30	82.30	82.30

FIGURE 1



**INSTALLATION:** Place End Platform Base against end of gondola section as shown in Figure 1. Insert locking clip into shoe and clip of platform base. Push locking clip down to join units as shown in Figure 2.

FIGURE 2



Protected under U.S. Patent No. 4004769

**KENT** Store Fixtures

P.O. Box 170399 Birmingham, Alabama 35217-0399

Patented in the United States, England, France and Germany. Other patents pending.

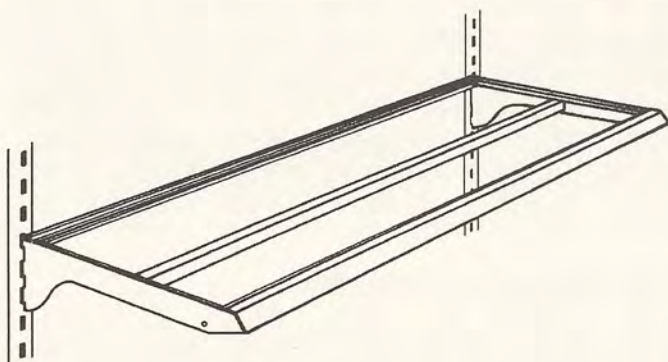


Prices and products subject to change without notice.



# 1" ADJUSTABLE

# GENERAL MERCHANDISE GLASS SHELVES

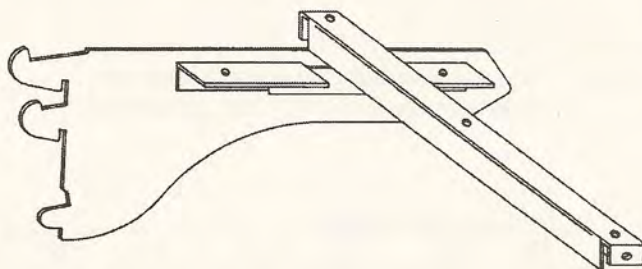


## GLASS SHELF



Dpth	Lngh	Wght	Code	
10"	36"	5.1	KGS3610	30.70
	48"	6.3	KGS4810	30.70
12"	36"	5.4	KGS3612	30.70
	48"	6.6	KGS4812	30.70
14"	36"	5.6	KGS3614	30.70
	48"	6.9	KGS4814	30.70
16"	36"	5.9	KGS3616	31.90
	48"	7.2	KGS4816	31.90
18"	36"	6.2	KGS3618	33.20
	48"	7.6	KGS4818	33.20

Convert basic sections to attractive units that are popular for displaying housewares, appliances, gift and novelty items. Effective with either top or bottom lighting. Designed to accept glass or plexiglass of 3/16" or 1/4" stock.



## SHELF GLASS

Dpth	Lngh	Wght	Code	
10"	36"	7.5	SG3610	18.30
	48"	10.0	SG4810	22.50
12"	36"	9.0	SG3612	22.10
	48"	12.0	SG4812	25.00
14"	36"	10.5	SG3614	25.40
	48"	14.0	SG4814	27.50
16"	36"	12.0	SG3616	28.40
	48"	16.0	SG4816	32.30
18"	36"	13.5	SG3618	32.60
	48"	18.0	SG4818	35.10

## GLASS SHELF CHANNEL

Lngh	Wght	Code	
36"	0.7	GSC36	5.30
48"	0.9	GSC48	5.30

## HEAVY DUTY CHANNEL

36"	0.9	GSC36HD	6.60
48"	1.2	GSC48HD	6.60

## GLASS BRACKET W/2 CHNL SLOTS

(Not Illustrated)

Dpth	Wt	Code	
8"	0.8	GBKD08P*	16.40
10"	1.0	GBKD10P*	16.40
12"	1.4	GBKD12P*	16.40
14"	1.6	GBKD14P*	16.40
16"	1.8	GBKD16P*	16.40
18"	2.0	GBKD18P*	16.40

## GLASS RUBBER CUSHION

7 Recommended per Glass Shelf or Glass Bracket / Channel combination. GRC (each) .24

## GLASS BRACKET

Dpth	Wght	Code	
8"	0.8	GBK08P*	12.60
10"	1.0	GBK10P*	12.60
12"	1.4	GBK12P*	12.60
14"	1.6	GBK14P*	12.60
16"	1.8	GBK16P*	12.60
18"	2.0	GBK18P*	12.60

\*(sold in pairs)

# KENT

Store Fixtures

P.O. Box 170399 Birmingham, Alabama 35217-0399  
Patented in the United States, England, France and Germany.



Prices and products subject to change without notice.



## END DISPLAY BASE

ITEMS ON THIS PAGE ARE COMPATIBLE WITH  
EITHER 1" OR 1-7/16" ADJUSTABLE SHELVING

### END DISPLAY BASE

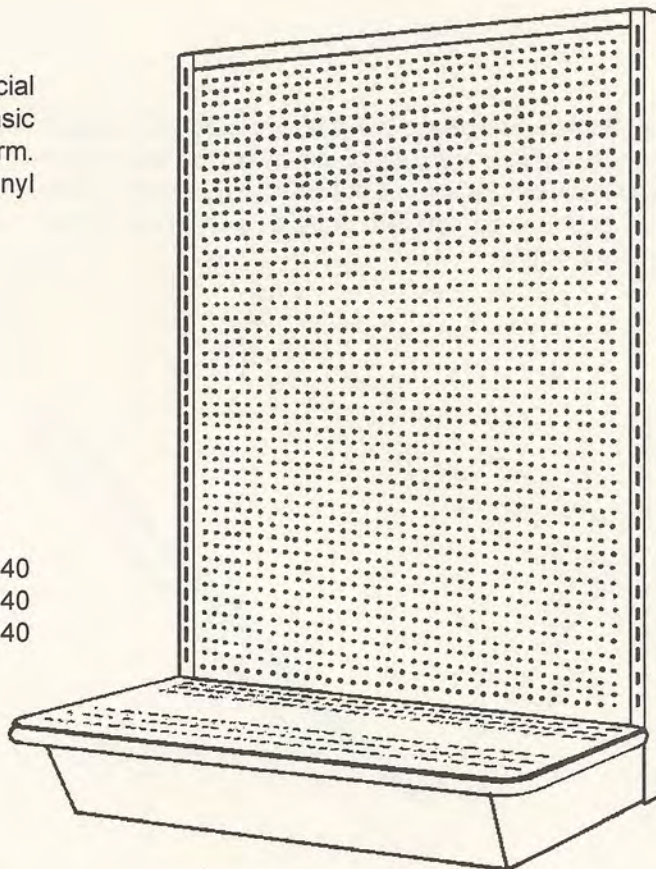
A special base shelf for end isle merchandising or special displays. Combines the strength and economy of basic wall fixtures with the style of a wrap-around End Platform. Trimmed with Satin or Gold Boat Molding and Black Vinyl Insert.

Dpth	Lngh	Wght	Code	
15"	36"	11.2	EDBP3615*	69.10
	48"	14.7	EDBP4815*	
18"	36"	13.1	EDBP3618*	70.10
	48"	16.9	EDBP4818	
21"	36"	15.3	EDBP3621*	71.40
	48"	19.1	EDBP4821*	

\* NOTE: Insert ABB for Satin or GBB for Gold Mldg

<b>SPECIAL SHOE CAPS:</b>	EDSC15**LorR	8.40
	EDSC18**LorR	8.40
	EDSC21**LorR	8.40

\*NOTE: Insert base height in code number



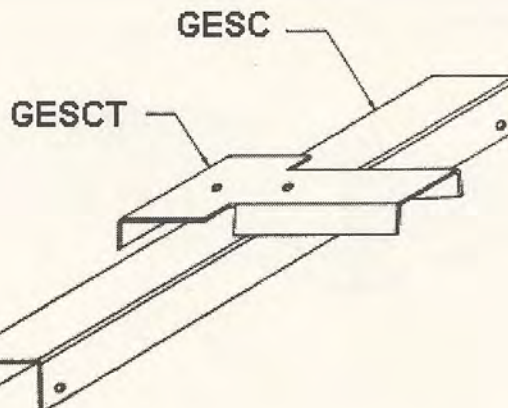
### GONDOLA END SUPPORT CHANNEL

Secure the end display to the gondola with the support channel and top clip. Prevents the end display from being moved out of position.

CODE	Lngh	Wght	
GESCT24	24"	3.5	38.60
GESCT30	30"	4.4	38.60
GESCT36	36"	5.0	38.60
GESCT48	48"	6.6	38.60
GESCT72	72"	10.4	38.60

\*Insert 2 or 3 for upright width.

GESCT2	1.6	21.20
GESCT3	1.7	21.20



**KENT** Store Fixtures

P.O. Box 170399 Birmingham, Alabama 35217-0399  
Patented in the United States, England, France and Germany.



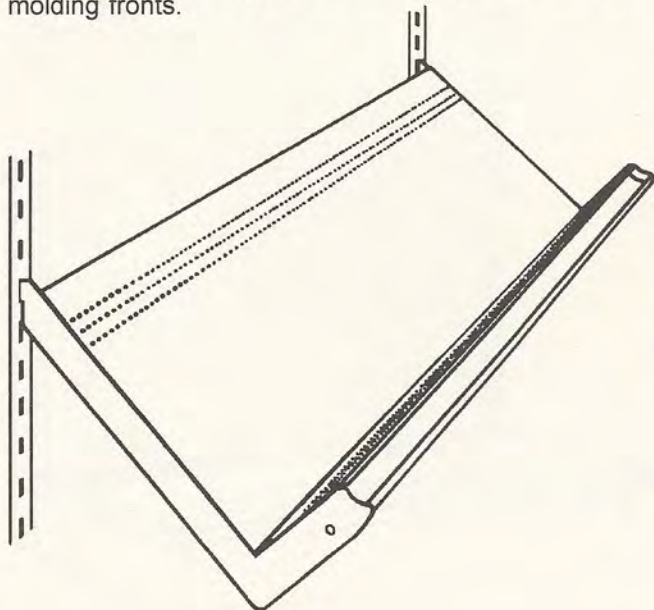
Prices and products subject to change without notice.



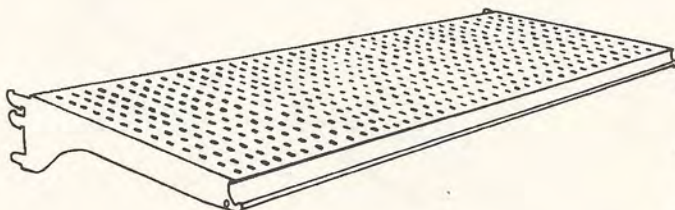
# 1" ADJUSTABLE

# 45 DEGREE SHELF FULLY PERF SHELF

45° Display Shelves are excellent for books, picture frames, camera supplies, sporting goods, and other products that require maximum visibility. Shelf lip is 4" high and may be supplied in either angle (no-tag) or molding fronts.



Perforated shelves have three rows of diamond perforations placed 1/2" O.C. for maximum flexibility in divider placement. Diamond perforations provide a more secure fit for attaching accessories than round perforations.



## 45° DISPLAY SHELF

### MOLDING FRONT

	DPTH	LGTH	WT	CODE	
9"	36"	8.8	MP453609	30.20	
	48"	9.6	MP454809		
11"	36"	9.1	MP453611	30.20	
	48"	11.4	MP454811		
13"	36"	10.3	MP453613	35.30	
	48"	13.8	MP454813		
15"	36"	12.6	MP453615	38.00	
	48"	16.1	MP454815		

### ANGLE FRONT

	DPTH	LGTH	WT	CODE	
9"	36"	8.8	AP453609	30.20	
	48"	9.6	AP454809		
11"	36"	9.1	AP453611	30.20	
	48"	11.4	AP454811		
13"	36"	10.3	AP453613	35.30	
	48"	13.8	AP454813		
15"	36"	12.6	AP453615	38.00	
	48"	16.1	AP454815		

## FULLY PERFORATED SHELF

### MOLDING FRONT

	DPTH	LGTH	WT	CODE	
9"	36"	6.7	KTMF3609	25.60	
	48"	8.5	KTMF4809		
11"	36"	7.6	KTMF3611	26.40	
	48"	9.4	KTMF4811		
13"	36"	8.6	KTMF3613	27.70	
	48"	10.6	KTMF4813		
15"	36"	10.2	KTMF3615	31.30	
	48"	12.3	KTMF4815		
17"	36"	11.3	KTMF3617	32.20	
	48"	13.6	KTMF4817		

### ANGLE FRONT

	DPTH	LGTH	WT	CODE	
9"	36"	6.7	KTAF3609	25.60	
	48"	8.5	KTAF4809		
11"	36"	7.6	KTAF3611	26.40	
	48"	9.4	KTAF4811		
13"	36"	8.6	KTAF3613	27.70	
	48"	10.6	KTAF4813		
15"	36"	10.2	KTAF3615	31.30	
	48"	12.3	KTAF4815		
17"	36"	11.3	KTAF3617	32.20	
	48"	13.6	KTAF4817		

**KENT**

Store Fixtures

P.O. Box 170399 Birmingham, Alabama 35217-0399  
Patented in the United States, England, France and Germany.



Prices and products subject to change without notice.



# BOOK SHELVES MAGAZINE RACKS

1" ADJUSTABLE

## BOOK SHELF

The Book Shelf is designed especially for books and paperbacks but is also effective in tobacco displays, candies and other point of purchase displays. Brackets tilt up at 9° with 6" shelf surface and either 4" or 7" back support.

### 4" BACK SUPPORT

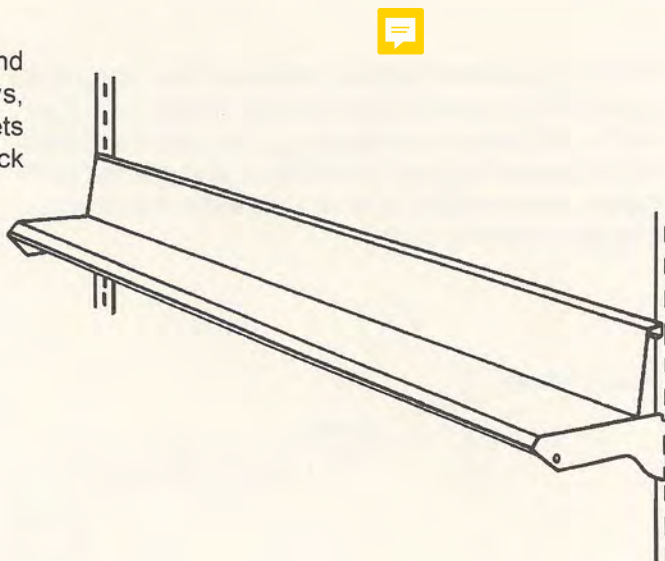
LGTH	WT	CODE	
36"	7.2	KBKS436	30.90
48"	9.3	KBKS448	30.90

### 7" BACK SUPPORT

LGTH	WT	CODE	
36"	7.7	KBKS736	30.90
48"	9.9	KBKS748	30.90

### BOOK SHELF ENDS

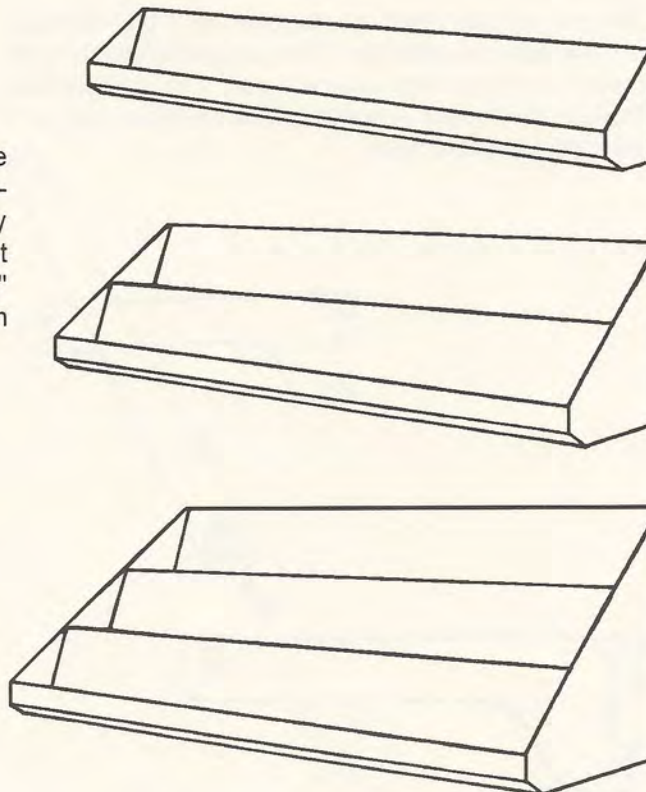
HGHT	WT	CODE	
4"	0.3	BKSE4	7.60
7"	0.5	BKSE7	7.60



## MAGAZINE RACK

Display magazines, maps or atlases in one, two or three pocket displays. Standard features give special attention to the needs of book stores, libraries, stationery departments and news stands. Dimensions of a 3 pocket rack are 19" high, 16" deep with each pocket 9" by 5" deep. Each Magazine Rack includes ends for maximum flexibility.

PCKT	LGTH	WT	CODE	
1	36"	7.8	KMG136	65.70
	48"	9.4	KMG148	
2	36"	16.9	KMG236	101.60
	48"	20.4	KMG248	
3	36"	24.7	KMG336	136.90
	48"	30.7	KMG348	



**KENT**

Store Fixtures

P.O. Box 170399 Birmingham, Alabama 35217-0399  
Patented in the United States, England, France and Germany.



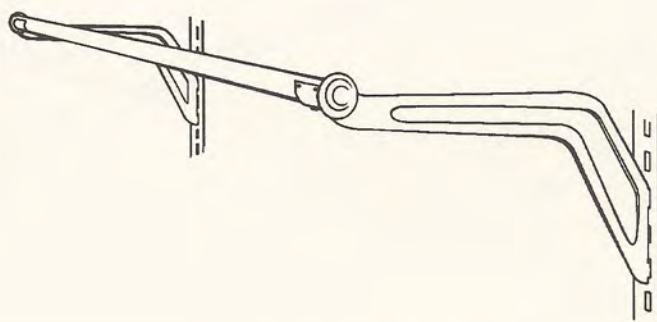
Prices and products subject to change without notice.



## 1" ADJUSTABLE

## GENERAL MERCHANDISE HANGROD SYSTEMS

The 1 1/4" diameter polished stainless steel Hang Rod features left, right and center brackets that are upsloped to allow continuous merchandising. Designed from inversely embossed brackets for additional strength, the HRB displays merchandise up to 28" wide without obstruction from other shelving parts.



### HANGROD BRACKET

TYPE	WT	CODE	
Left Hand	2.2	HRB16L	9.00
Center	2.2	HRB16C	9.00
Right Hand	2.2	HRB16R	9.00

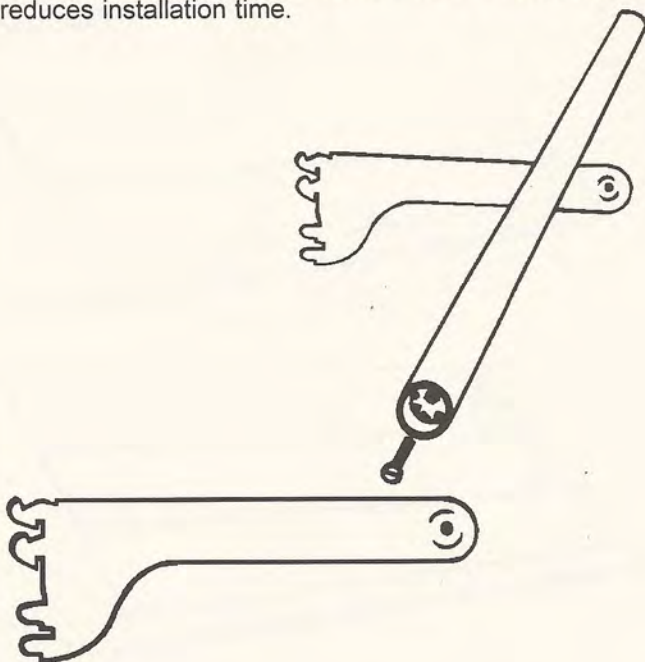
### HANGROD

LGTH	WT	CODE	
36"	3.3	HR36	20.80
48"	4.4	HR48	20.80

### HANGROD END CAP

WT	CODE	
0.1	HREC	3.20

Straight Hangrod Brackets also use the 1 1/4" diameter polished stainless steel rod. These brackets attach to the rod by two bolts that are recessed into the bracket. Positive attachment prevents accidental dislodging and reduces installation time.



### STRAIGHT HANGROD BRKT

LGTH	WT	CODE	
12"	0.6	KSHB12P	7.60
14"	0.7	KSHB14P	7.60
16"	0.8	KSHB16P	8.40
18"	1.0	KSHB18P	9.20
(sold in pairs)			

### HANGROD WITH INSERT

LGTH	WT	CODE	
36"	3.3	HR36I	19.10
48"	4.4	HR48I	19.10

**KENT***Store Fixtures*

P.O. Box 170399 Birmingham, Alabama 35217-0399  
Patented in the United States, England, France and Germany.



Prices and products subject to change without notice.



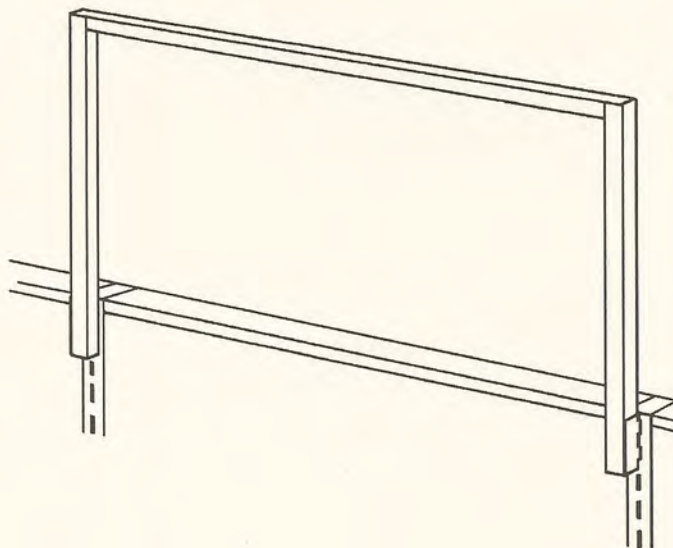
## GENERAL MERCHANDISE SPECIAL DISPLAYERS

1" ADJUSTABLE

### HANGING TOWEL FRAME

HGHT	WDTH	WT	CODE	
24"	36"	12.3	KHTF3624	52.70
24"	48"	13.8	KHTF4824	52.70

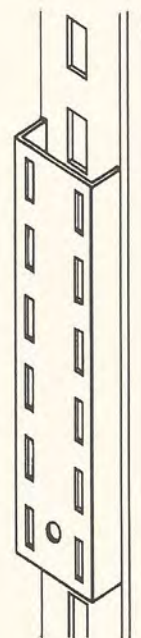
The Hanging Towel Frame displays all types of domestic merchandise. Towels, sheets, spreads, draperies and curtains may be extended above shelving to give proper product presentation.



### UNIVERSAL HARDWARE ADAPTER

LGTH	WT	CODE	
6"	0.3	KUHA06	10.10
12"	0.6	KUHA12	14.10
30"	1.4	KUHA30	25.20

Universal Hardware Adapters have an integral bracket that attaches to the upright slots and allows application of many specialty displays that use a universal slotted pattern.



**KENT**

*Store Fixtures*

P.O. Box 170399 Birmingham, Alabama 35217-0399  
Patented in the United States, England, France and Germany.



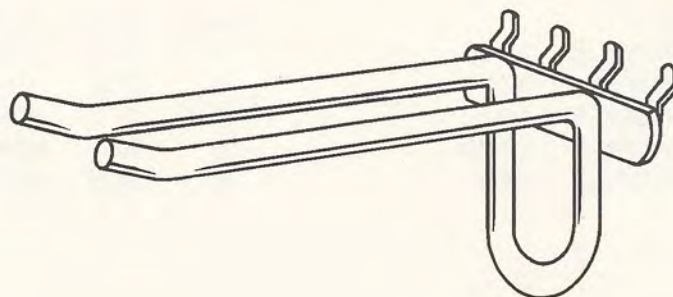
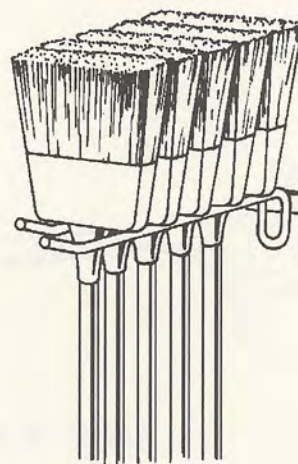
Prices and products subject to change without notice.



## BROOM HOOK

This heavy duty utility hook fits into regular 1/4" pegboard backpanels and displays a wide variety of difficult to merchandise products. It has a full 12" length, four board hooks and is formed from 3/8" diameter steel rod. The two support prongs are on 2 3/8" centers.

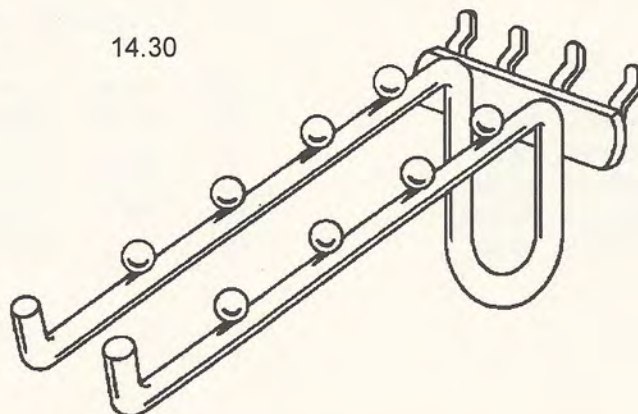
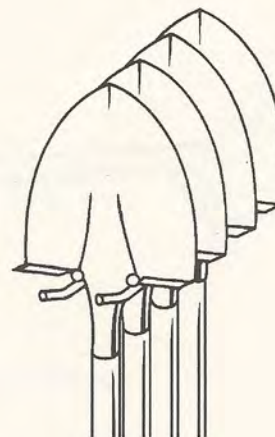
Wght	Code	
1.4	BH2	11.00



## HARDWARE HOOK

Constructed of the same heavy duty materials as the BH2 Broom Hook, this fixture slopes forward for an attractive facing of shovels, rakes, and many other garden tools. Five compartments keep merchandise separated and attractively displayed. Ball separators are 1/2" diameter.

Wght	Code	
1.6	BH4	14.30



# KENT

Store Fixtures


P.O. Box 170399 Birmingham, Alabama 35217-0399  
Patented in the United States, England, France and Germany.



Prices and products subject to change without notice.



## DISPLAY HOOKS



### PACKS OF 25

Lngth	Wght	Code	
4"	2.3	HDH04PK25	15.50
6"	2.5	HDH06PK25	17.30
8"	2.7	HDH08PK25	19.40
10"	3.0	HDH10PK25	21.00
12"	3.2	HDH12PK25	24.40

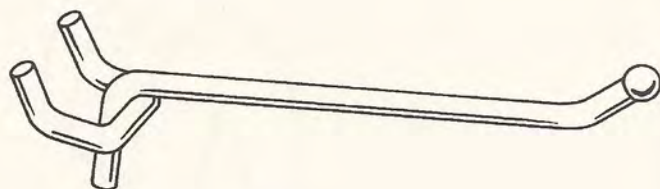
## PEG HOOKS

Sturdy pegboard hooks that will display a wide variety of special merchandising needs. Prongs of Heavy Duty Hooks are #4 gauge wire. Hooks fit all 1/4" pegboard punched 1" on center.

### PACKS OF 250

Lngth	Wght	Code	
4"	23.0	HDH04PK250	130.80
6"	25.0	HDH06PK250	144.90
8"	27.0	HDH08PK250	161.70
10"	30.0	HDH10PK250	176.90
12"	32.0	HDH12PK250	204.50

## BALL END HOOKS



This popular hook has almost become mandatory in heavy traffic areas where there is an increasing emphasis on customer safety. The safety ball tip is 1/4" in diameter and requires some consideration of package hole sizes.

### PACKS OF 25

Lngth	Wght	Code	
4"	2.3	HDHB04PK25	16.60
6"	2.5	HDHB06PK25	18.50
8"	2.7	HDHB08PK25	20.80
10"	3.0	HDHB10PK25	22.50
12"	3.2	HDHB12PK25	26.00

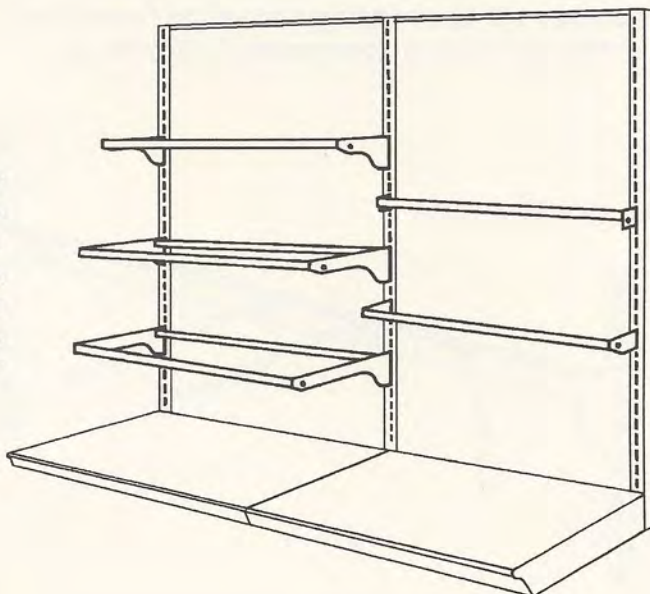
### PACKS OF 250

Lngth	Wght	Code	
4"	23.0	HDHB04PK250	140.10
6"	25.0	HDHB06PK250	155.40
8"	27.0	HDHB08PK250	173.50
10"	30.0	HDHB10PK250	189.80
12"	32.0	HDHB12PK250	219.70



## LOADBAR SYSTEMS

Loadbars are designed for pegged display hardware where pegboard is not available or suitable to the items being displayed. Loadbars also have greater flexibility in creating special merchandising designs for soft goods and hardlines. Double bars on 6", 9" or 12" extension bars are excellent dividers for dowels, delicate moldings and vinyl edging. Bars are manufactured from 1" wide by 3/16" thick steel stock.



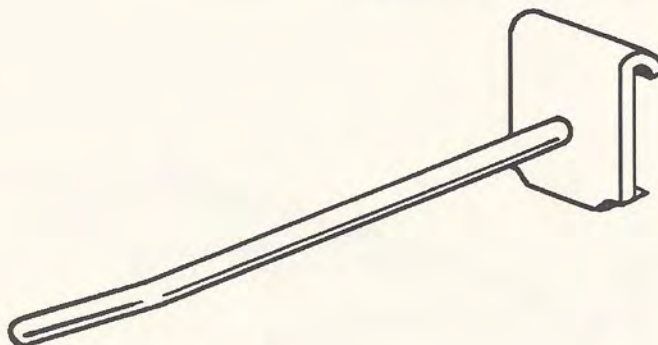
## LOADBARS

Dpth	Lngh	Wght	Code	
SINGLE BARS				
1"	36"	2.9	LB3601	13.90
	48"	3.3	LB4801	16.00
3"	36"	3.1	LB3603	15.00
	48"	3.6	LB4803	17.20
DOUBLE BARS				
6"	36"	4.4	KLB3606	24.80
	48"	5.6	KLB4806	28.10
9"	36"	4.5	KLB3609	25.60
	48"	5.7	KLB4809	31.10
12"	36"	4.6	KLB3612	27.10
	48"	5.8	KLB4812	31.70

Single-prong utility hook for use with Loadbars. Chrome plated 1/4" diameter rod displays most automotive, household utensils, tools and hardware items. Sold in packs of 10 only.

## LOADBAR HOOKS

Lngh	Wght	Code	
4"	0.7	LBH04PK10	11.00
6"	0.8	LBH06PK10	13.60
8"	1.0	LBH08PK10	15.00



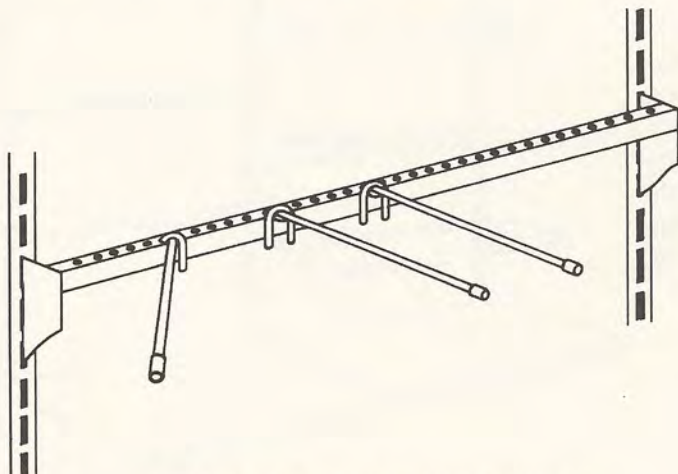


# 1" ADJUSTABLE

# HARDWARE / AUTO VERTICAL DISPLAYS

## DIVIDER BAR

The Divider Bar is a special merchandiser of vertical displays. Manufactured from 1" square tubing punched 1" on center. Illustrated with Hook Dividers, the CBP is also used with other displays such as the Fishing Rod Display and single or double prong Battery Hooks.



## DIVIDER BAR

Dpth	Lngh	Wght	Code	
2"	36"	3.4	KCBP3602	24.40
	48"	3.7	KCBP4802	25.20
6"	36"	3.8	KCBP3606	25.00
	48"	4.2	KCBP4806	26.30

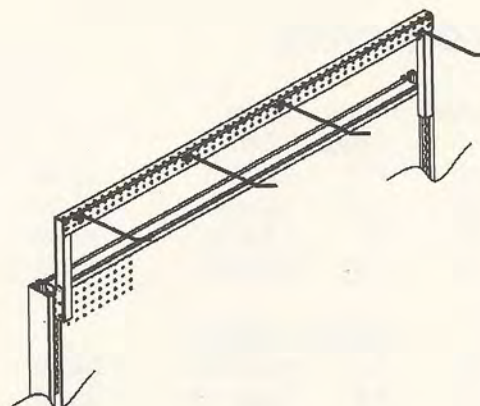
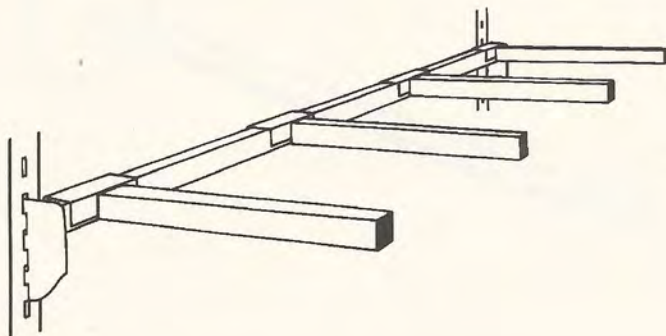
## HOOK DIVIDERS

Dpth	Wght	Code	
10"	0.6	CBH10	7.40
13"	0.7	CBH13	7.60
16"	0.8	CBH16	8.00
19"	0.9	CBH19	8.40

## PEG MERCHANDISING EXTENSION BAR

The peg hook extension bar provides vertical merchandising flexibility without eliminating shelving, or increasing upright height. Brackets fit 1" adjustable uprights providing quick repositioning.

Lgth	Wght	Code	
36"	5.7	KPMEB36	36.00
48"	7.0	KPMEB48	36.00



## CROSSBARS

Dpth	Lngh	Wght	Code	
2"	36"	3.8	KCB3602	23.20
	48"	4.2	KCB4802	24.20
6"	36"	4.0	KCB3606	23.90
	48"	4.4	KCB4806	25.00

## CROSSBAR ARM DIVIDERS

Dpth	Wght	Code	
14"	0.8	CBAD14	14.60
18"	1.0	CBAD18	14.60

**KENT**

*Store Fixtures*


P.O. Box 170399 Birmingham, Alabama 35217-0399  
Patented in the United States, England, France and Germany.



Prices and products subject to change without notice.



The Saw Blade Display has seven merchandising compartments that are sloped for flat products such as circular saw blades, sanding disks and DIY instruction booklets. Each pocket is 1 1/4" wide and 4" deep. Overall size of rack is 16" high by 16" deep.



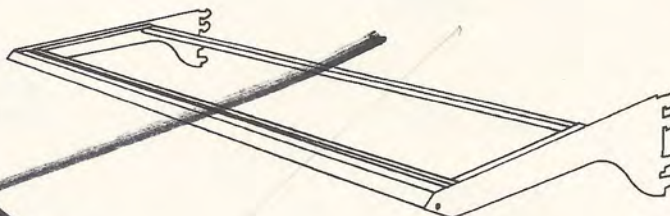
## SAW BLADE DISPLAY

Lngth	Wght	Code	
36"	34.4	KSBR36	215.00
48"	42.2	KSBR48	215.00

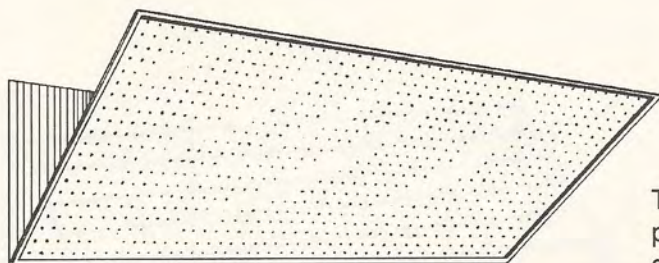
The Lumber Display Shelf is a special vertical display for a variety of products such as cut lumber and wood shelving.

## LUMBER DISPLAY SHELF

Dpth	Lngth	Wght	Code	
15"	36"	6.2	KLDSA3615	53.10
	48"	6.9	KLDSA4815	53.10
17"	36"	6.5	KLDSA3617	54.30
	48"	7.2	KLDSA4817	54.30
19"	36"	6.9	KLDSA3619	55.40
	48"	7.7	KLDSA4819	55.40
21"	36"	7.3	KLDSA3621	56.50
	48"	8.1	KLDSA4821	56.50



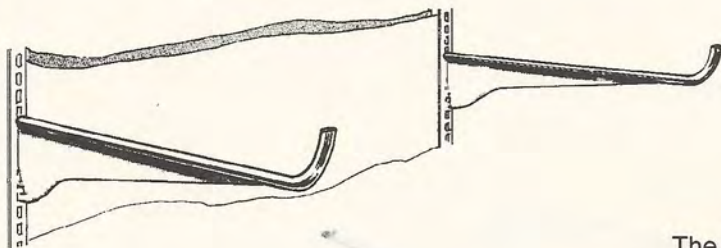




## DISPLAY FRAME

This displayer is an excellent method to merchandise products whose packaging requirements prevent adequate presentation. Products such as flooring tile, lawn and garden supplies, lighting hardware and other items that require display of samples are appropriate. Display is 24" by 36" or 48" and includes metal frame and standard color pegboard insert.

Lngth	Wght	Code	
36"	10.2	KDFA36	68.70
48"	13.9	KDFA48	68.70



## PIPE BRACKET

The Pipe Bracket is used for horizontal displays of copper pipe, PCV pipe, special moldings and other special products. Brackets are 15" by 6" deep.

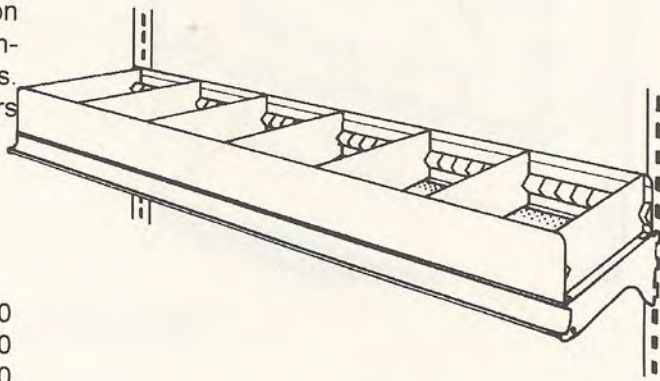
Lngth	Wght	Code	
15"	1.8	KPB15	17.60





## METAL DIVIDER SYSTEM

The Divider Bracket and Metal Dividers are adjustable on 1" centers for use in plumbing supplies, electrical connectors, small tools and other hardware DIY items. Brackets available in 3" or 4" heights with dividers according to shelf depths.



### DIVIDER BRACKET

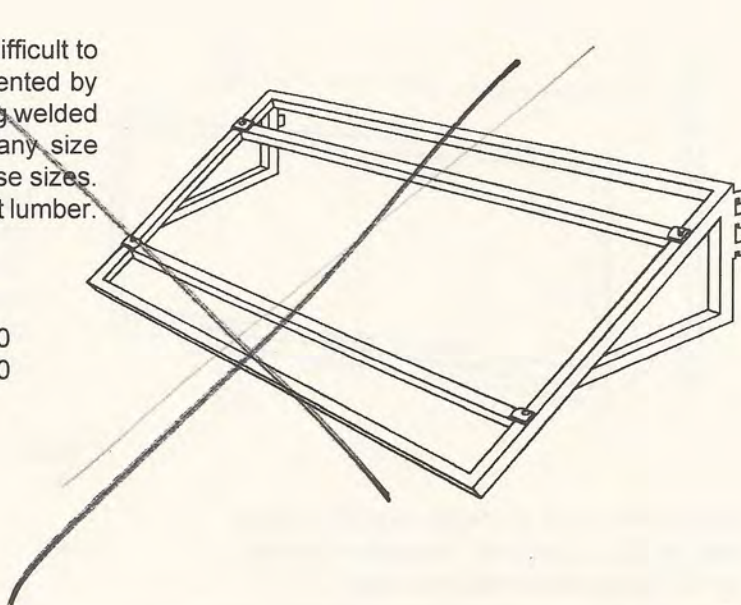
Hght	Lngh	Wght	Code	
3"	36"	2.9	NDBS3603	13.90
	48"	3.8	NDBS4803	13.90
4"	36"	3.3	NDBS3604	15.10
	48"	4.3	NDBS4804	15.10

### NDBS DIVIDER

Hght	Dpth	Wght	Code		Hght	Dpth	Wght	Code	
3"	13"	0.2	DV313	2.40	4"	13"	0.3	DV413	2.80
	15"	0.3	DV315	2.40		15"	0.3	DV415	2.80
	17"	0.3	DV317	2.60		17"	0.4	DV417	3.20
	18"	0.4	DV318	2.60		18"	0.4	DV418	3.20
	19"	0.4	DV319	2.60		19"	0.5	DV419	3.20
	21"	0.5	DV321	2.90		21"	0.5	DV421	3.40
	23"	0.5	DV323	2.90		23"	0.5	DV423	3.40

## LAWN MOWER DISPLAY

Lawn mowers and other seasonal displays of difficult to merchandise items may be appropriately presented by this item. Fixture constructed of 1" square tubing welded in a 48" x 30" frame to accommodate most any size mower. Two moveable bars adjust to wheel base sizes. Also appropriate for some vertical displays of cut lumber.



Lngh	Wght	Code	
36"	20.4	KLMD36	220.50
48"	26.2	KLMD48	220.50

# KENT

Store Fixtures

P.O. Box 170399 Birmingham, Alabama 35217-0399  
Patented in the United States, England, France and Germany.

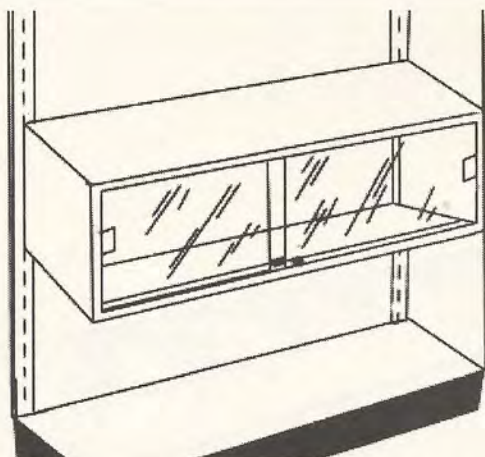


Prices and products subject to change without notice.



# 1" ADJUSTABLE

# SPECIAL DISPLAYS DOOR KITS



## DOOR KITS

Door Kits are an economical answer to secured or closed storage requirements. Ideal in reducing shrinkage of higher profit items. Kits consist of preassembled frame, two doors with roller glides, door pulls and plunger lock. For complete installation, two shelves and ends are required but ordered separately. Either metal ends or wood end panels may be used to close off ends. Plunger locks are mounted on door shoe rails and are keyed alike.

## GLASS DOOR KITS



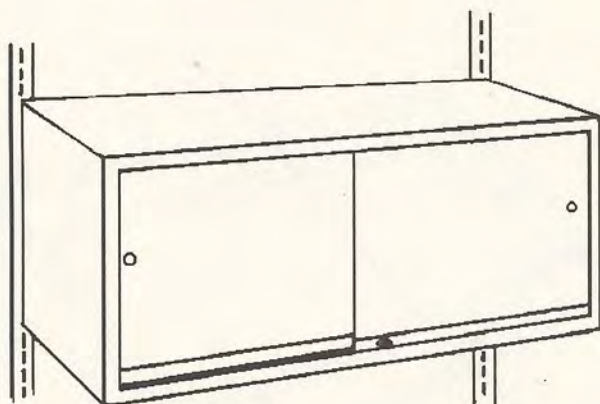
Hght	Wdth	Wght	Code	
30"	36"	43.5	DKG3630	258.30
	48"	52.5	DKG4830	258.30
40"	36"	55.2	DKG3640	288.50
	48"	73.7	DKG4840	288.50

Hght	Wdth	Wght	Code	
50"	36"	67.8	DKG3650	343.10
	48"	97.4	DKG4850	343.10
60"	36"	79.4	DKG3660	366.00
	48"	126.2	DKG4860	366.00

## DOOR KIT SECURITY CHANNEL

Provides additional protection against pilferage.

Wdth	Wght	Code	
36	3.1	DKSC36	14.50
48	4.1	DKSC48	14.50



## HARDBOARD DOOR KITS

Hardboard Door Kits include the same framing, roller glides and plunger lock as the Glass Door Kit. The only change besides doors is the finger pulls are chrome round inserts instead of the rectangular pull. All framing is a brushed Satin anodized finish.

Refer to the Color guide for available colors.  
Add \$10.00 to prices for woodgrain finishes.  
Add \$6.00 to prices for optional colors.

HGHT	WDTH	WT	CODE	
30"	36"	14.4	DKB3630	115.50
	48"	18.7	DKB4830	115.50
40"	36"	17.2	DKB3640	136.50
	48"	21.9	DKB4840	136.50

**KENT** Store Fixtures

P.O. Box 170399 Birmingham, Alabama 35217-0399  
Patented in the United States, England, France and Germany.



Prices and products subject to change without notice.



# SPECIAL DISPLAYS DOOR KITS

## 1" ADJUSTABLE

### DOOR KIT COMPONENTS

Door Kits are installed by bolting the frame to a base shelf or lower upper shelf and then inserting the top of the frame into a metal channel that bolts under an upper shelf. This allows for easy conversion of existing sections to controlled access merchandise. The Door Kit Channel and Frame with glass doors are illustrated.

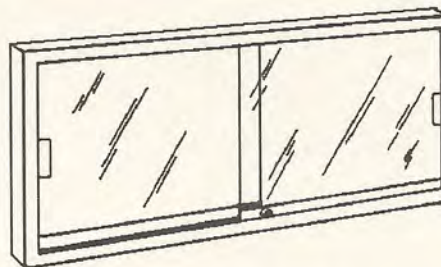


Channel

Frame with glass doors

### DOOR KIT ENDS

The Door Kit Ends listed below are metal ends that are formed for either left hand or right hand installation. If Door Kits are used on single sections or for a full run, wood end panels may be used to close each end. All necessary fasteners are included for a complete installation. Two styles of ends are available. One is used for kits placed between two upper shelves and the other for application between base and upper shelf.



### BASE TO SHELF ENDS

DPTH	HGHT	WT	CODE	
11"	30"	6.5	DKE1130B*	52.70
	40"	9.6	DKE1140B*	59.60
	50"	10.8	DKE1150B*	71.80
	60"	12.9	DKE1160B*	79.80
15"	30"	8.1	DKE1530B*	52.70
	40"	10.8	DKE1540B*	59.60
	50"	13.5	DKE1550B*	71.80
	60"	16.2	DKE1560B*	79.80
17"	30"	9.7	DKE1730B*	52.70
	40"	12.9	DKE1740B*	59.60
	50"	16.2	DKE1750B*	71.80
	60"	19.4	DKE1760B*	79.80
21"	30"	11.3	DKE2130B*	59.20
	40"	15.1	DKE2140B*	66.20
	50"	18.9	DKE2150B*	76.00
	60"	22.7	DKE2160B*	82.50
23"	30"	12.9	DKE2330B*	66.90
	40"	17.3	DKE2340B*	73.60
	50"	21.6	DKE2350B*	82.10
	60"	25.9	DKE2360B*	88.40

#### NOTE \*

Door Kit Ends are formed for left or right hand application. Add 'L' for LEFT or 'R' for RIGHT at the end of each code when ordering.

### SHELF TO SHELF ENDS

DPTH	HGHT	WT	CODE	
13"	30"	7.0	DKE1330S*	52.70
	40"	9.3	DKE1340S*	59.60
	50"	11.7	DKE1350S*	71.80
	60"	14.1	DKE1360S*	79.80
15"	30"	8.1	DKE1530S*	52.70
	40"	10.8	DKE1540S*	59.60
	50"	13.5	DKE1550S*	71.80
	60"	16.2	DKE1560S*	79.80
17"	30"	9.7	DKE1730S*	52.70
	40"	12.9	DKE1740S*	59.60
	50"	16.2	DKE1750S*	71.80
	60"	19.4	DKE1760S*	79.80
19"	30"	10.3	DKE1930S*	59.20
	40"	13.7	DKE1940S*	66.20
	50"	17.1	DKE1950S*	76.00
	60"	20.5	DKE1960S*	82.50
21"	30"	11.3	DKE2130S*	59.20
	40"	15.1	DKE2140S*	66.20
	50"	18.9	DKE2150S*	76.00
	60"	22.7	DKE2160S*	82.50
23"	30"	12.9	DKE2330S*	66.90
	40"	17.3	DKE2340S*	73.60
	50"	21.6	DKE2350S*	82.10
	60"	25.9	DKE2360S*	88.40

# KENT

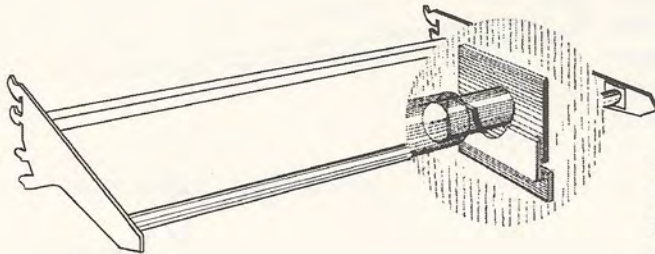
Store Fixtures

P.O. Box 170399 Birmingham, Alabama 35217-0399  
Patented in the United States, England, France and Germany.



Prices and products subject to change without notice.



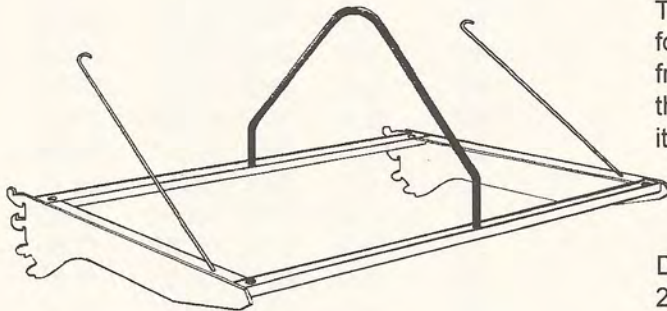


### REEL FRAME

For effective presentation of spooled merchandise. The Reel Frame has a unique rod insert that allows empty spools to be replaced without removing other products. Unit price includes two inserts and one rod.

Dpth	Lngh	Wght	Code	
14"	36"	10.2	KRF3614	64.50
	48"	12.5	KRF4814	64.50

### TIRE RACK DISPLAY



The Tire Rack is a welded frame display with allowance for three Tire Rack Rods. The Tire Rack Rod is made from 3/8" steel rod threaded on both ends for bolting to the frame. Optional Support Rods give additional stability for larger sized tires.

Dpth	Lngh	Wght	Code	
20"	36"	13.2	KTR36	68.50
	48"	16.1	KTR48	68.50

### TIRE RACK ROD

3.9	TRR (each)	20.80
-----	------------	-------

### TIRE RACK SUPPORT ROD

0.2	TRS (each)	6.70
-----	------------	------



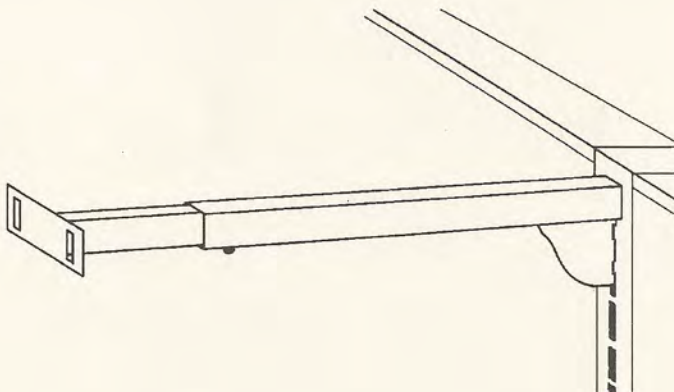
## SPECIAL PURPOSE BRACKETS

1" ADJUSTABLE

### EXTENSION BRACKET

The KEXB is an extension channel within a tube that extends from 23" to 31" from the upright face. Designed for open-top canopy sections, this special bracket may be used for various extended type displays. Infinite adjustment by a set screw underneath tube.


WT	CODE	
4.7	KEXB	19.10



### FLUSH SHELF BRACKET

Used to support laminated shelves and miscellaneous displays. Ordered in pairs.


LGTH	WT	CODE	
11"	1.5	KTFB11P	10.50
13"	1.7	KTFB13P	10.50
15"	1.9	KTFB15P	10.50
17"	2.1	KTFB17P	10.50
19"	2.3	KSFB19P	11.60
21"	2.5	KSFB21P	11.60
23"	3.1	KHFB23P	14.50



### COUNTERTOP BRACKET

Supports countertops, laminated shelves or miscellaneous displays at a 90 degree angle to an upright. Two holes for easy installation. Bracket length is 1" longer than nominal size.


Lgth	Wght	Code	
8"	1.3	KCTB08P	15.50
10"	1.5	KCTB10P	15.50
12"	1.7	KCTB12P	15.50
14"	1.9	KCTB14P	15.50
16"	2.1	KCTB16P	15.50



### 3/4 RECESS BRACKET

Used to support individual laminated shelves. Shelf sides protected by brackets. Pairs only.

LGTH	WT	CODE	
11"	1.5	KTRB11P	12.40
13"	1.7	KTRB13P	12.40
15"	1.9	KTRB15P	12.80
17"	2.1	KTRB17P	12.80
19"	2.3	KSRB19P	13.20
21"	2.5	KSRB21P	13.20
23"	3.1	KHRB23P	16.00



**KENT**

Store Fixtures

P.O. Box 170399 Birmingham, Alabama 35217-0399  
Patented in the United States, England, France and Germany.

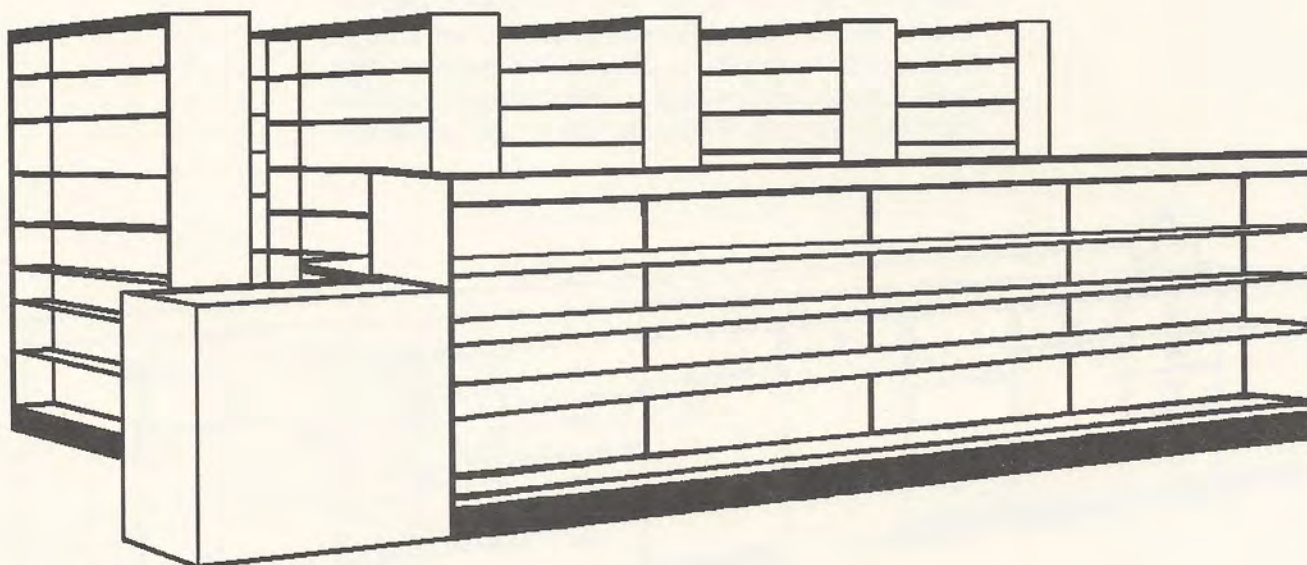


Prices and products subject to change without notice.



## PRESCRIPTION UNITS DRUG BAYS

## PHARMACY FIXTURES



Develop an efficient work center for any floorplan with Kent's modular undercounter units, countertops, storage bays and display shelving. Designed for a clean, neat appearance and years of service, these units resolve the professional fixture needs of today's pharmacy. Undercounter cabinet dimensions are 24" wide by 24" deep and 37" high for a 38" counter surface height. Exterior and interior surfaces are finished in durable white melamine and vinyl edgings. Black base is recessed for improved access and countertops are White Leather laminate. Drug Bays are independent units that may be moved into any configuration. Drug Bays are total metal construction with solid White hardboard backs.

**KENT***Store Fixtures*

P.O. Box 170399 Birmingham, Alabama 35217-0399  
Patented in the United States, England, France and Germany.




*Prices and products subject to change without notice.*





## PHARMACY COUNTER TOP

Solid wood counter tops are finished in White Leather plastic laminate. Attached to undercounter ubits at job site from underneath top and through cabinet supports. Overall width is 24" or 30" with a 4" backsplash and lengths to 96". Sections are joined by two tite-joint fasteners for a smooth work surface. Illustration shown below includes various undercounter work units found on the following pages. Prices are only for the countertop.



Dpth	Lngh	Wght	Code	
24"	24"	14.0	RXZ24BS24	176.40
	48"	28.0	RXZ24BS48	191.90
	72"	42.0	RXZ24BS72	282.20
	96"	56.0	RXZ24BS96	306.60
30"	24"	15.0	RXZ30BS24	184.80
	48"	30.0	RXZ30BS48	199.90
	72"	45.0	RXZ30BS72	296.50
	96"	60.0	RXZ30BS96	369.60

# KENT

*Store Fixtures*

P.O. Box 170399 Birmingham, Alabama 35217-0399  
Patented in the United States, England, France and Germany.



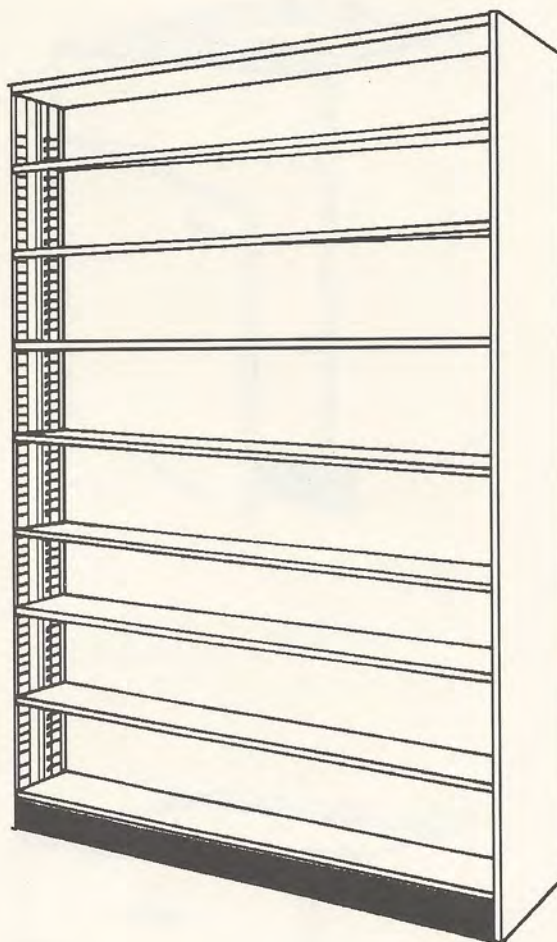
*Prices and products subject to change without notice.*



## DRUG BAYS

Hght	Wdth	Wght	Code	
84"	16"	60.5	DU8416	191.10
84"	30"	79.2	DU8430	233.90
84"	36"	93.5	DU8436	248.20
84"	48"	120.2	DU8448	282.20


Units include eight adjustable shelves, top, base, two slotted side panels and a solid white hardboard back. Stocked in White only. Necessary hardware and installation instructions included.



## ADJUSTABLE SHELVES

Additional upper shelves may be required for certain drugs. Order by codes and sizes listed below.

Dpth	Lgth	Wght	Code	
8"	16"	1.9	DUS816	9.50
8"	30"	3.4	DUS830	11.10
8"	36"	3.9	DUS836	12.00
8"	48"	4.9	DUS848	13.70



## MELAMINE END PANELS

End panels in melamine finishes may be ordered for either single or double units. Refer to the Color guide for finish codes.

Hght	Wdth	Wght	Code	
84"	8"	11.4	DUVP8408	56.50
84"	16"	22.3	DUVP8416	80.20

# KENT


*Store Fixtures*

P.O. Box 170399 Birmingham, Alabama 35217-0399  
Patented in the United States, England, France and Germany.



Prices and products subject to change without notice.






## SINK UNIT

Stainless steel sink measures 6" deep by 10" wide by 12" long. Self-rimming installation system eliminates the need for special tools. Unit includes gooseneck and faucet handles. Counter top must be cut at job site for proper fit. Fixed upper front panel conforms to other unit designs and blocks view of plumbing when door is opened.

Wght	Code	
95.0	RXS	685.20



## NARCOTICS UNIT

Cabinet includes an external locking drawer, two internal drop front drawers secured by the locking door and 15 dividers. Additional drawer divider sets available.

Wght	Code	
115.0	RXN	610.30

## DIVIDER SET

Wght	Code	
1.7	RXNDV	49.10







## OPEN STORAGE UNIT

Open Storage Units include two solid melamine shelves adjustable on 1/2" centers. Options include locking door, drawer and additional adjustable shelves.

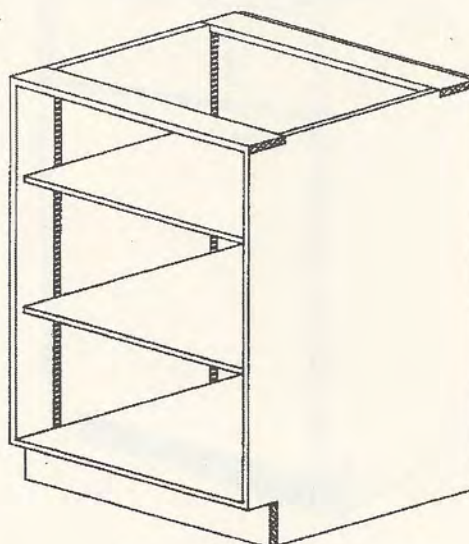
Wt	Code	
105.0	RXO2	321.30

### Optional Items

	Code	
Drawer	RXOD2	413.70

Door & Drawer	RXCD2	454.00
---------------	-------	--------

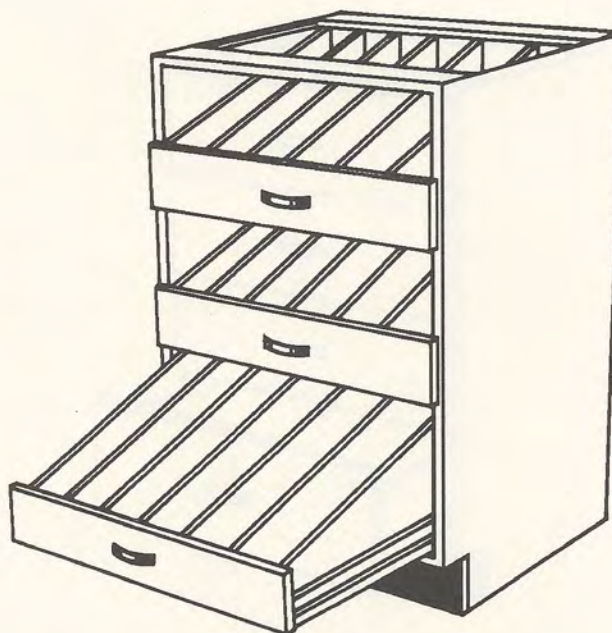
Shelf (only)	RXOSS	29.40
--------------	-------	-------



## BOTTLE UNIT

Three gravity-feed shelf drawers keep bottles or vials available at all times. Each shelf includes five 3" high dividers to separate bottle stock. High quality roller glides for quiet operation of shelf drawers.

Wt.	Code	
115.0	RXB	537.00



# KENT


*Store Fixtures*

P.O. Box 170399 Birmingham, Alabama 35217-0399  
Patented in the United States, England, France and Germany.



Prices and products subject to change without notice.






## TRASH CONTAINER UNIT

Opening of 7' above door aligns with other unit designs and eases waste disposal. Trash container purchased separately. Inside dimensions are 22" wide, 22" deep, and 24" below opening. Overall appearance similar to sink unit.

Wt.	Code	
100.0	RXT	344.00



## FOUR DRAWER UNIT

Available in four drawer as illustrated or five drawer unit found on the following page. High quality roller glides supplied on all drawers for smooth, quiet operation. Satin drawer pulls. May be supplied with card followers to hold files. Three sections of card followers per drawer in Card Follower Unit.

Wt.	Code	
155.0	RX4D	501.90

## CARD FOLLOWER UNIT

Wt.	Code	
165.0	RX4DCF	837.50








## FIVE DRAWER UNIT

Available in the Five Drawer style as illustrated or the Four Drawer model on the previous page. Drawers are 4 1/2" high, 19 1/2" wide and 20" deep. Five Drawer Unit has 5 equal drawer fronts of 6 1/2". Quality roller glides give a smooth, quiet operation.

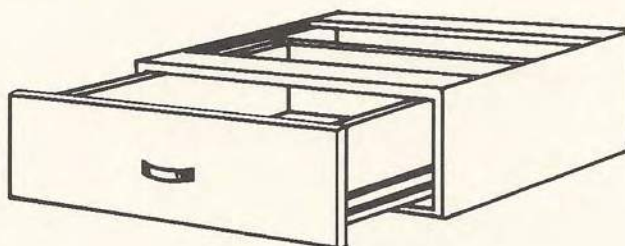
Wght	Code	
162.0	RX5D	575.40



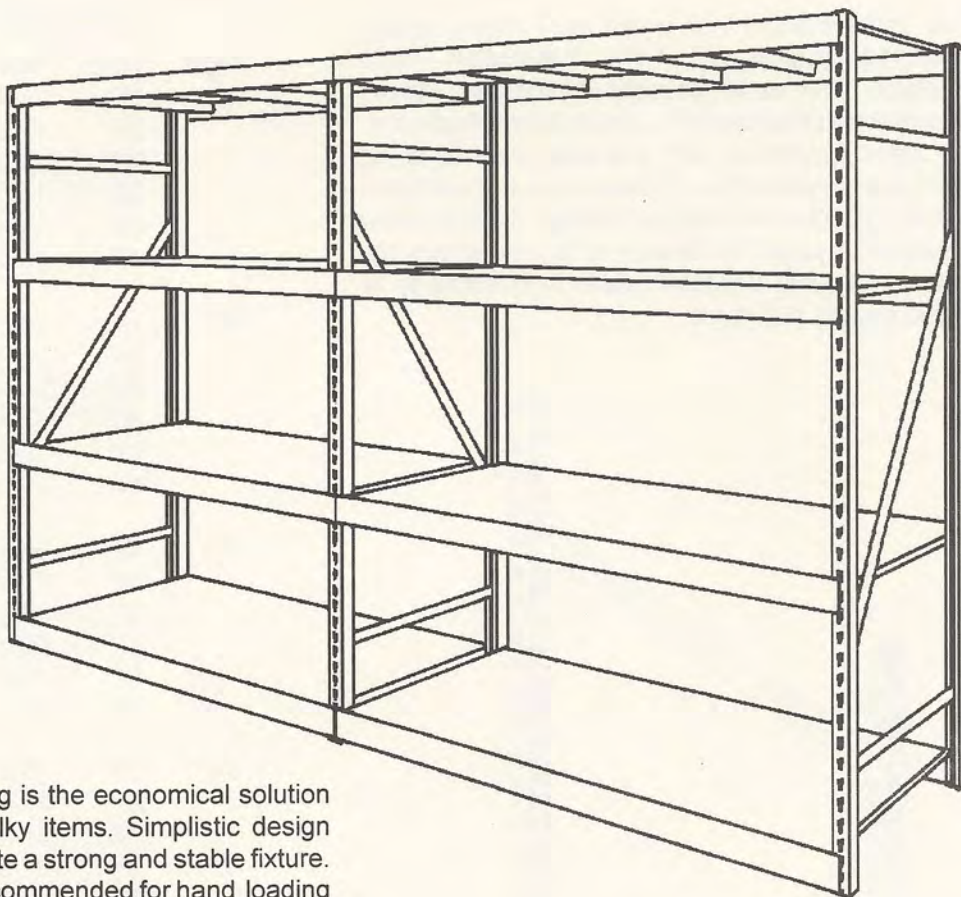
## SINGLE DRAWER UNIT

The Single Drawer Unit aligns with full undercounter units for a uniform appearance. This unit is mounted underneath counter tops and includes the same high quality roller glides for quiet operation.

Wght	Code	
25.0	RXD	119.70







Wide Span storage shelving is the economical solution for displaying heavy or bulky items. Simplistic design uses minimum parts to create a strong and stable fixture. The standard duty unit is recommended for hand loading only. Optional heavy duty components allow for hand stacker loading and greater weights. Refer to page 707 for additional information.

## GENERAL SPECIFICATIONS

LENGTH.....	Total length of any run is the sum of nominal sizes(lengths) plus 2 1/4" for each frame within the run.
WIDTH.....	Total width of any section is the nominal size(width) plus 2 1/2".
ADJUSTMENT.....	Vertical adjustability of 2" on center.
BRACING.....	Two tiers of shelves are required. Lower shelf should not be positioned above 48" from the floor.

**KENT**

*Store Fixtures*

P.O. Box 170399 Birmingham, Alabama 35217-0399  
Patented in the United States, England, France and Germany.



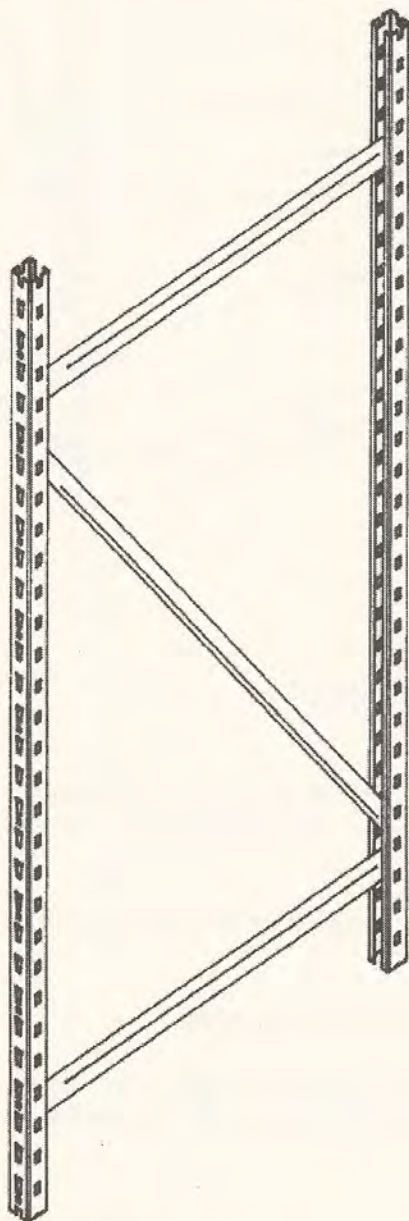
*Prices and products subject to change without notice.*



# STORAGE SHELVING

# WIDE SPAN UPRIGHT FRAMES

Wide Span Frames are made from heavy gauge rectangular uprights with welded crossbraces. Posts are slotted 2" on center for beam adjustability. Accessory holes punched every 6" assist in beam placement. One piece uprights to 120" and taller units by using WSFC frame connectors. Top beam can be positioned flush with post for unobstructed storage. Refer to beam capacities on page 707 for loading recommendations. Maximum evenly distributed static load capacity is 10,000 pounds per frame.



## UPRIGHT FRAME

Hght	Wdth	Wght	Code	
48"	18"	12.9	WSF18048	37.60
	24"	13.2	WSF24048	38.20
	30"	14.0	WSF30048	39.30
	36"	14.4	WSF36048	39.90
	42"	15.0	WSF42048	40.70
	48"	15.6	WSF48048	41.40
60"	18"	15.9	WSF18060	39.70
	24"	16.4	WSF24060	40.50
	30"	16.8	WSF30060	41.00
	36"	17.4	WSF36060	41.90
	42"	17.8	WSF42060	42.40
	48"	18.5	WSF48060	43.40
72"	18"	18.4	WSF18072	42.20
	24"	19.0	WSF24072	43.10
	30"	19.4	WSF30072	43.70
	36"	10.1	WSF36072	44.50
	42"	20.5	WSF42072	44.90
	48"	21.1	WSF48072	46.00
84"	18"	21.2	WSF18084	45.80
	24"	21.9	WSF24084	46.40
	30"	22.3	WSF30084	50.00
	36"	22.8	WSF36084	50.60
	42"	23.3	WSF42084	52.70
	48"	23.9	WSF48084	53.60
96"	18"	24.1	WSF18096	49.60
	24"	24.5	WSF24096	50.60
	30"	25.0	WSF30096	56.10
	36"	25.6	WSF36096	57.30
	42"	26.1	WSF42096	57.80
	48"	26.6	WSF48096	58.20
108"	18"	28.3	WSF18108	63.70
	24"	29.3	WSF24108	65.10
	30"	29.9	WSF30108	67.20
	36"	31.0	WSF36108	69.60
	42"	31.6	WSF42108	71.40
	48"	32.7	WSF48108	73.70
120"	18"	30.9	WSF18120	66.60
	24"	31.9	WSF24120	68.30
	30"	32.6	WSF30120	72.50
	36"	33.6	WSF36120	75.00
	42"	34.2	WSF42120	77.50
	48"	35.3	WSF48120	79.00

**KENT**

*Store Fixtures*

P.O. Box 170399 Birmingham, Alabama 35217-0399  
Patented in the United States, England, France and Germany.



*Prices and products subject to change without notice.*



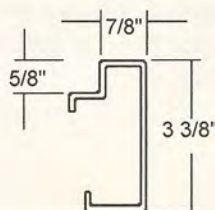
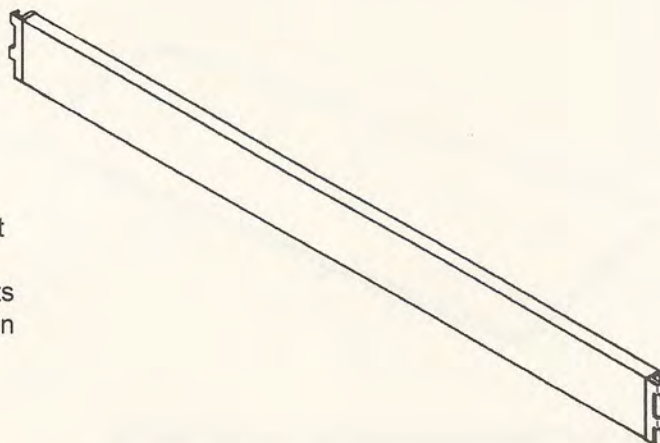
## WIDE SPAN BEAMS STANDARD DUTY

## STORAGE SHELVING

### STANDARD DUTY BEAM

High-strength steel beams have integral brackets that fit tightly into upright slots. Two decks (four beams) per section required. Optional Beam Clip that prevents accidental dislodging is available and may be found on page 706.

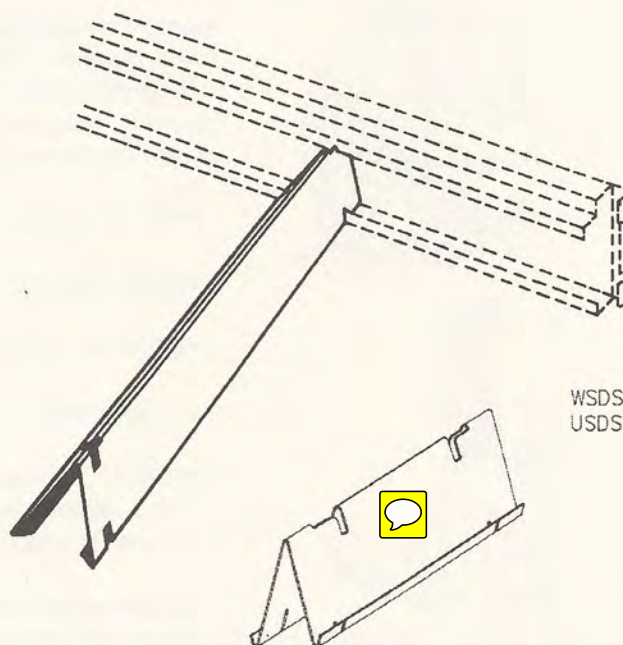
Lngth	Wght	Code	
48"	6.8	WSB48	16.60
60"	8.4	WSB60	18.70
72"	9.9	WSB72	20.60
96"	12.9	WSB96	23.90



### STANDARD DECK SUPPORTS

Formed steel deck support ties beams together and supports decking. Rotates easily into place. Number of supports required are determined by the load capacity. Reference recommended loads in capacity table on page 707.

LGTH	WT	CODE	
18"	1.7	WSDS18	4.00
24"	2.3	WSDS24	4.20
30"	2.8	WSDS30	4.80
36"	3.4	WSDS36	5.50
42"	4.0	WSDS42	5.90
48"	4.5	WSDS48	6.50



WSDS  
USDS

# KENT

Store Fixtures

P.O. Box 170399 Birmingham, Alabama 35217-0399  
Patented in the United States, England, France and Germany.

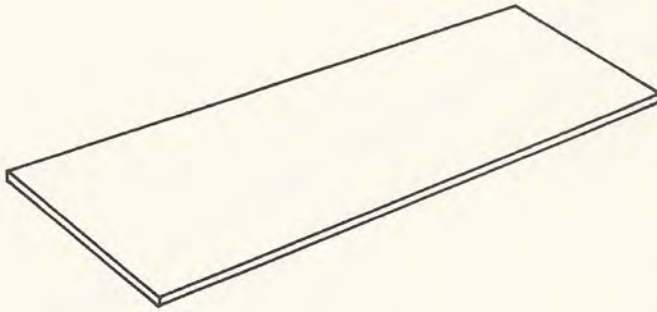


Prices and products subject to change without notice.



## STORAGE SHELVING

## WIDE SPAN DECKS HEAVY DUTY WIDE SPAN

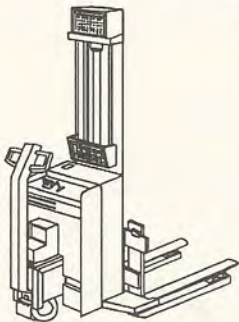


Wide Span Decks are industrial grade 5/8" particle board sealed with a clear polymer finish. Other decking materials are melamine covered particle board or wire grid. See page 707 for additional information on optional decks.

### WIDE SPAN DECKS

Width	Length	Wt	Code	
18"	48"	15.0	WSD1848HD	13.40
	60"	18.7	WSD1860HD	21.40
	72"	22.5	WSD1872HD	21.40
	96"	30.0	WSD1896HD	21.40
24"	48"	20.0	WSD2448HD	13.40
	60"	25.0	WSD2460HD	21.40
	72"	30.0	WSD2472HD	21.40
	96"	40.0	WSD2496HD	21.40
30"	48"	25.0	WSD3048HD	24.40
	60"	31.2	WSD3060HD	38.90
	72"	37.5	WSD3072HD	38.90
	96"	50.0	WSD3096HD	38.90
36"	48"	30.0	WSD3648HD	24.40
	60"	37.5	WSD3660HD	38.90
	72"	45.0	WSD3672HD	38.90
	96"	60.0	WSD3696HD	38.90
42"	48"	35.0	WSD4248HD	24.40
	60"	43.7	WSD4260HD	38.90
	72"	52.5	WSD4272HD	38.90
	96"	70.0	WSD4296HD	38.90
48"	48"	40.0	WSD4848HD	24.40
	60"	50.0	WSD4860HD	38.90
	72"	60.0	WSD4872HD	38.90
	96"	80.0	WSD4896HD	38.90

### HEAVY DUTY WIDE SPAN



Heavy duty components increase Wide Span's capacity when heavier loads are anticipated. These components also allow the use of hand stackers. **WARNING:** Fork trucks should **NEVER** be used to service Wide Span shelving. Only hand stackers are suggested for use with heavy duty Wide Span. The following guidelines must be used with heavy duty components.

- WSFHD Heavy Duty Frames ONLY
- WSBC Security Clips for ALL beams
- WSFA Floor Anchors for ALL frames
- WSBHD Heavy Duty Beams ONLY
- WSBHD Total weight of each pallet load must not exceed one half of the beam's evenly distributed static load capacity.
- Reference beam capacities on page 707.
- Clearance between frames is the nominal beam length plus 1/2".

**KENT** Store Fixtures

P.O. Box 170399 Birmingham, Alabama 35217-0399  
Patented in the United States, England, France and Germany.



Prices and products subject to change without notice.

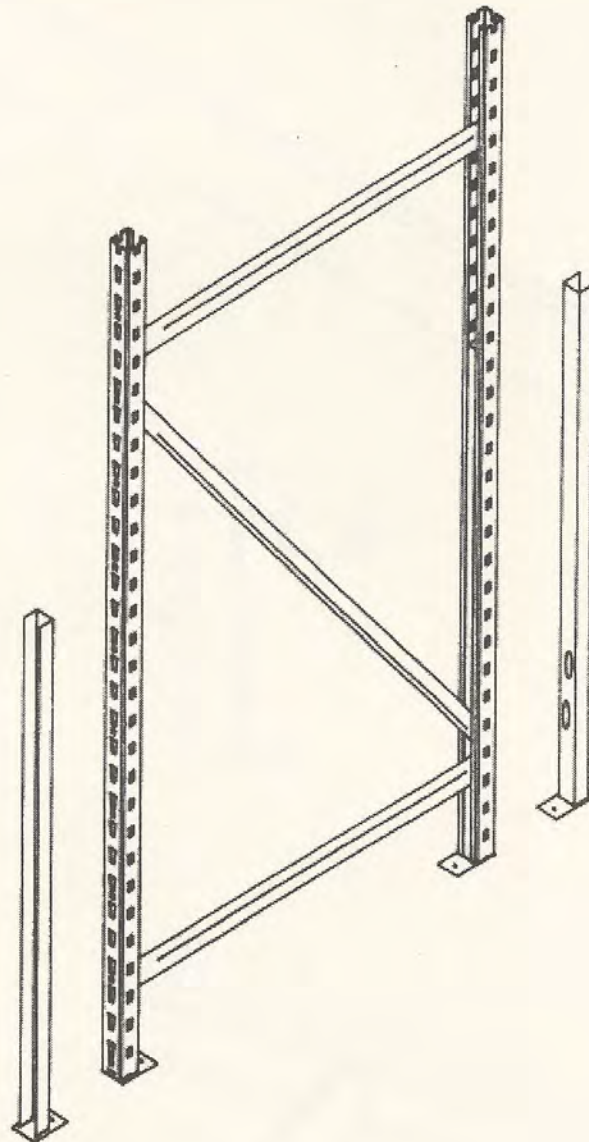


# WIDE SPAN HEAVY DUTY FRAMES

# STORAGE SHELVING

## HEAVY DUTY FRAME

Hght	Wdth	Wght	Code	
72"	24"	28.9	WSF24072HD	62.00
	30"	29.2	WSF30072HD	62.60
	36"	29.6	WSF36072HD	63.40
	42"	30.0	WSF42072HD	63.80
	48"	30.3	WSF48072HD	64.90
84"	24"	33.7	WSF24084HD	65.30
	30"	34.2	WSF30084HD	68.90
	36"	34.8	WSF36084HD	69.50
	42"	35.4	WSF42084HD	71.60
	48"	36.0	WSF48084HD	72.50
96"	24"	36.5	WSF24096HD	69.50
	30"	37.1	WSF30096HD	75.00
	36"	37.6	WSF36096HD	76.20
	42"	38.2	WSF42096HD	76.70
	48"	38.8	WSF48096HD	77.10
108"	24"	39.7	WSF24108HD	84.00
	30"	40.3	WSF30108HD	86.10
	36"	40.8	WSF36108HD	88.50
	42"	41.3	WSF42108HD	90.30
	48"	41.9	WSF48108HD	92.60
120"	24"	42.7	WSF24120HD	87.20
	30"	43.3	WSF30120HD	91.40
	36"	43.9	WSF36120HD	93.90
	42"	44.5	WSF42120HD	96.40
	48"	45.1	WSF48120HD	97.90



Heavy Duty Wide Span Frames are the same heavy gauge rectangular uprights as the Standard Duty but include a channel welded in the bottom 48" to substantially reduce the possibility of damage by hand stackers. Also included is a welded floor anchor plate to insure positive placement and eliminate unwanted movement.

# KENT

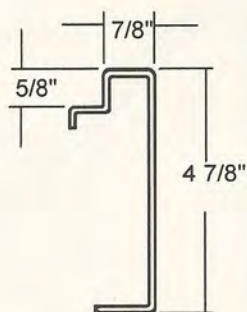
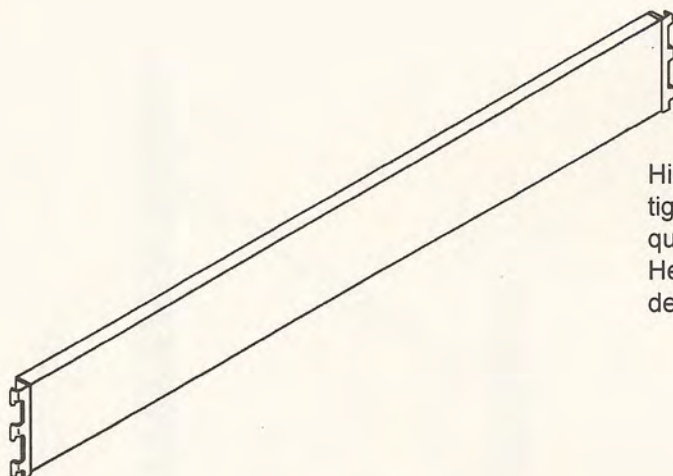
*Store Fixtures*

P.O. Box 170399 Birmingham, Alabama 35217-0399  
Patented in the United States, England, France and Germany.



Prices and products subject to change without notice.





## HEAVY DUTY BEAMS

High strength steel beams have integral brackets that fit tightly into upright slots. Two decks (four beams) required per section. Beam Clips recommended for all Heavy Duty Beams. Each pair of beams require three deck supports.

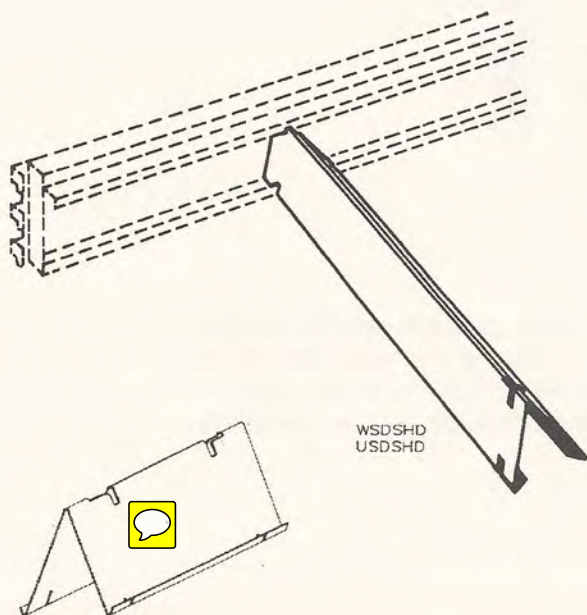
Lngth	Wt	Code	
48"	8.8	WSB48HD	21.40
60"	11.1	WSB60HD	25.20
72"	13.2	WSB72HD	26.70
96"	17.5	WSB96HD	32.80

## BEAM CLIP

(not illustrated)

Beam Clips are required if Wide Span is serviced by hand stackers. Supplied in packs of 10 only.

WSBCPK10	12.40
----------	-------



## HEAVY DUTY DECK SUPPORTS

Formed steel deck support ties beams together and supports decking. Rotates easily into place. Three supports required per section. See page 707 for capacities.

Lngth	Wt	Code	
24"	4.5	WSDS24HD	9.00
30"	5.5	WSDS30HD	10.50
36"	6.6	WSDS36HD	10.70
42"	7.8	WSDS42HD	12.20
48"	8.9	WSDS48HD	12.40

# KENT

Store Fixtures

P.O. Box 170399 Birmingham, Alabama 35217-0399  
Patented in the United States, England, France and Germany.



Prices and products subject to change without notice.

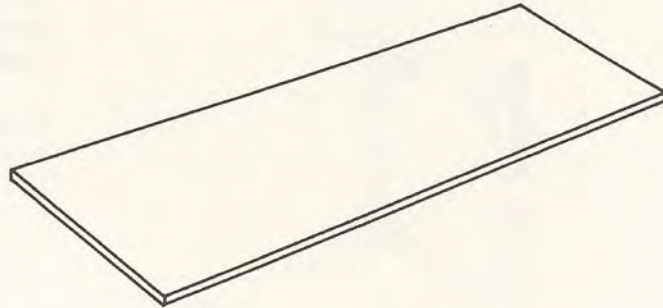


## HEAVY DUTY DECKS DECK CAPACITIES

## STORAGE SHELVING

### HEAVY DUTY DECKS

Width	Length	Wt	Code	
24"	48"	21.4	WSD2448HD	13.40
	60"	26.5	WSD2460HD	21.40
	72"	32.0	WSD2472HD	21.40
	96"	42.6	WSD2496HD	21.40
30"	48"	26.7	WSD3048HD	24.40
	60"	33.3	WSD3060HD	38.90
	72"	40.0	WSD3072HD	38.90
	96"	53.2	WSD3096HD	38.90
36"	48"	32.1	WSD3648HD	24.40
	60"	40.2	WSD3660HD	38.90
	72"	48.0	WSD3672HD	38.90
	96"	63.9	WSD3696HD	38.90
42"	48"	37.4	WSD4248HD	24.40
	60"	46.8	WSD4260HD	38.90
	72"	56.2	WSD4272HD	38.90
	96"	74.5	WSD4296HD	38.90
48"	48"	42.8	WSD4848HD	24.40
	60"	53.5	WSD4860HD	38.90
	72"	64.0	WSD4872HD	38.90
	96"	85.2	WSD4896HD	38.90



Heavy Duty Wide Span Decks are industrial grade 5/8" particle board for increased load stability. All heavy duty decks are sealed with a clear polymer coating.

### STANDARD DUTY BEAM CAPACITY

The following table considers evenly distributed static loads in pounds using 5/8" particle board decking with the number of deck supports specified.

FRAME DEPTH	BEAM LGTH	NUMBER OF DECK SUPPORTS			
		2	3	4	5
18 to 36	48"	1,000	2,000	2,000	2,000
	60"	2,000	2,500	2,500	2,500
	72"	2,000	2,000	2,000	2,000
	96"	1,600	1,600	1,600	1,600
42 & 48	48"	1,200	1,800	2,400	2,400
	60"	1,200	1,800	2,400	2,400
	72"	1,200	1,800	2,000	2,000
	96"	1,200	1,600	1,600	1,600

### HEAVY DUTY BEAM CAPACITY

Maximum evenly distributed static load for a pair of Heavy Duty Beams is 3,000 pounds for all lengths. Minimum of three deck supports must be used. Maximum pallet load is 1,000 pounds when serviced by walker stackers. Maximum two pallets per set of beams. Pallets should overhang both beams by 2" and Beam Clips must be installed in each bracket.

**KENT**

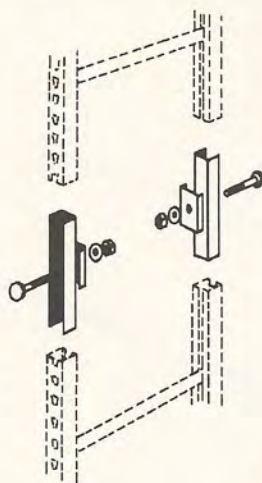
*Store Fixtures*

P.O. Box 170399 Birmingham, Alabama 35217-0399  
Patented in the United States, England, France and Germany.



Prices and products subject to change without notice.

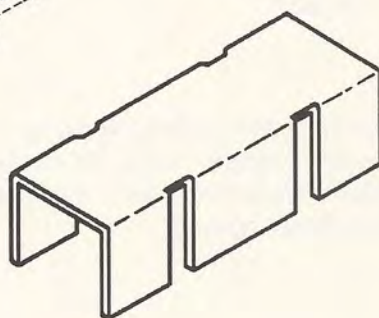




## FRAME CONNECTOR

Heavy gauge formed channels include hardware for joining two frames for heights exceeding 120". Supplied in sets of two; one pack required for each frame.

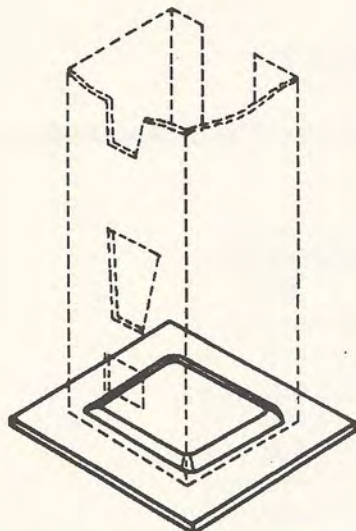
Code	Wght	
WSFCPK2	2.0	8.20



## BACK-TO-BACK CONNECTOR

Installations of back-to-back Wide Span units require minimum spacing between rear posts for adjustment of back beams. Two connectors, top and bottom, are required for each pair of frames. Supplied in packs of two.


Code	Wght	
WSBBCPK2	0.9	5.70



## FLOOR SHIM

Metal shims formed to assure floor protection and ease of installation. Two required per frame, shims are available in packs of 10 only.

Code	Wght	
WSFSPK10	1.9	8.80



## FLOOR ANCHOR

Heavy gauge steel bracket for securing Wide Span frames to floor when height - to - depth ratio exceeds 5 to 1 or to maintain alignment of longer runs. Upright mounting hardware included. Available in packs of 10 only. The anchor is supplied with mounting hardware.

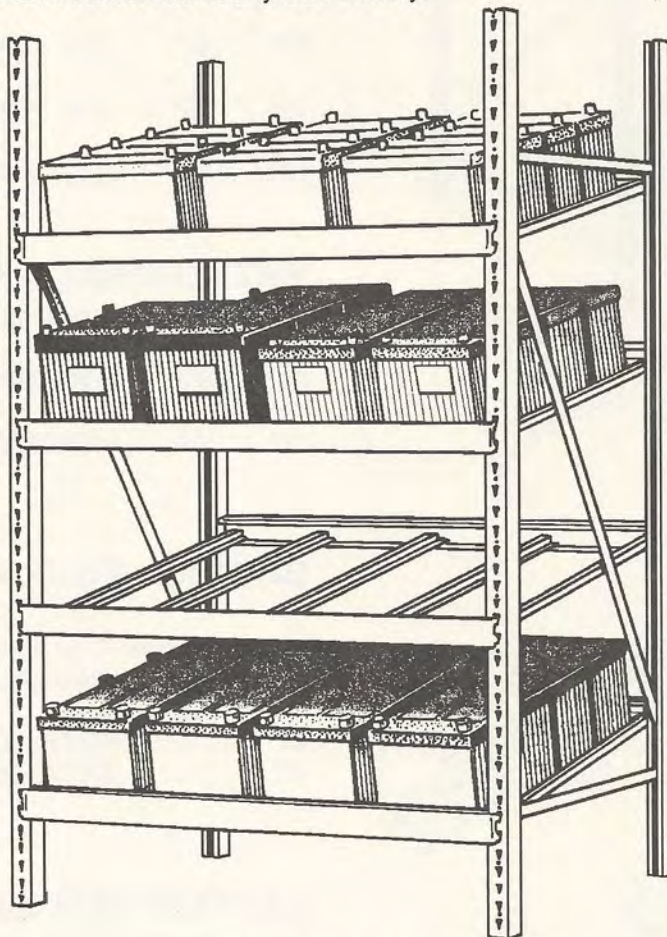
Code	Wght	
WSFAPK10	3.3	16.60



# WIDE SPAN BATTERY RACK

# STORAGE SHELVING

The Wide Span Battery Rack is an effective yet economical display for all types of batteries. Using standard Wide Span components finished in a Black epoxy paint, only special gravity tracks are required to complete the unit. Batteries may be slid forward to the front as sales occur, keeping a fully stocked appearance to the customer. Each beam is adjustable on 2" centers and the tracks on 1" centers to accomodate most any size battery.



## BATTERY RACK

Hght	Wdth	Dpth	Levels	Wght	Code	
72"	48"	30"	4	163.7	Starter WSB724830S	589.60
				143.9	Addon WSB724830A	527.40
				199.6	Starter WSB727230S	784.00
				176.3	Addon WSB727230A	721.80
84"	48"	30"	5	214.3	Starter WSB844830S	717.50
				193.9	Addon WSB844830A	649.50
				269.6	Starter WSB847230S	960.50
				246.1	Addon WSB847230A	892.50

**KENT**

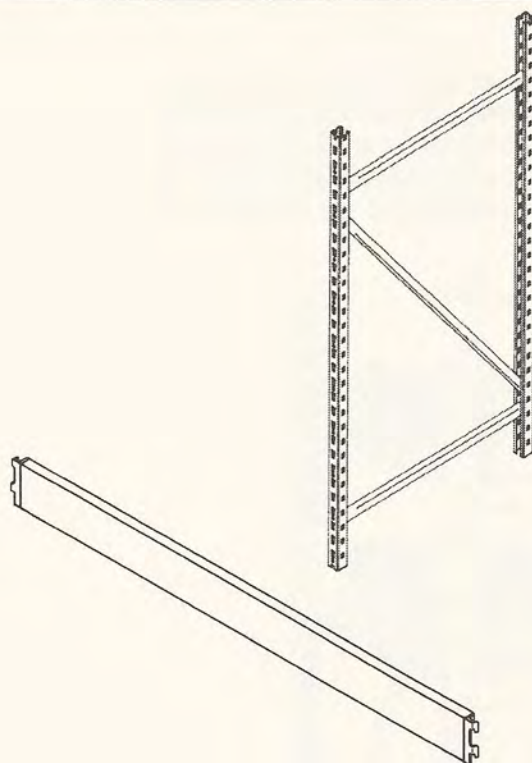
*Store Fixtures*

P.O. Box 170399 Birmingham, Alabama 35217-0399  
Patented in the United States, England, France and Germany.



*Prices and products subject to change without notice.*



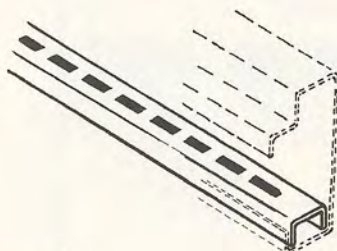


## BATTERY RACK FRAME

Black Epoxy finish only					
Hght	Width	Wght	Code		
48"	30"	14.0	WSF3048BR	42.60	
60"	30"	16.8	WSF3060BR	44.50	
72"	30"	19.4	WSF3072BR	62.20	
84"	30"	22.3	WSF3084BR	68.00	

## BATTERY RACK BEAM

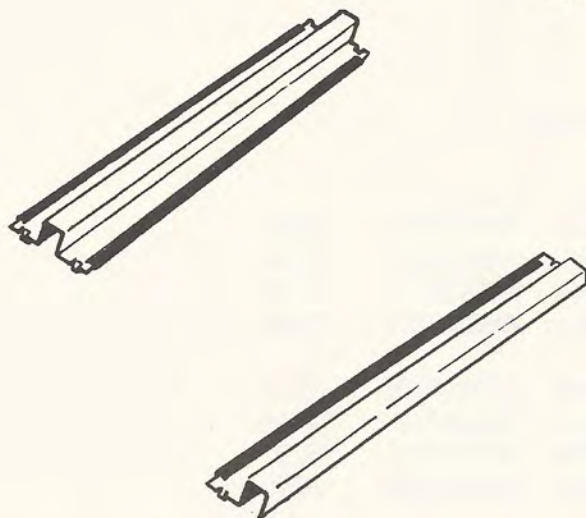
Black Epoxy finish only				
Lngth	Wght	Code		
48"	6.8	WSB48BR	17.10	
72"	9.9	WSB72BR	20.80	



## BATTERY RACK TRACK ADAPTR

Slotted channel 1" on center fits into standard beam to hold tracks in place.

Lngth	Wt	Code	
48"	1.3	WSTA48BR	7.80
72"	1.9	WSTA72BR	12.70



## BATTERY CENTER TRACK

Black Epoxy finish only

Lngth	Wght	Code	
30"	3.4	WSCT30BR	15.70

## BATTERY END TRACK

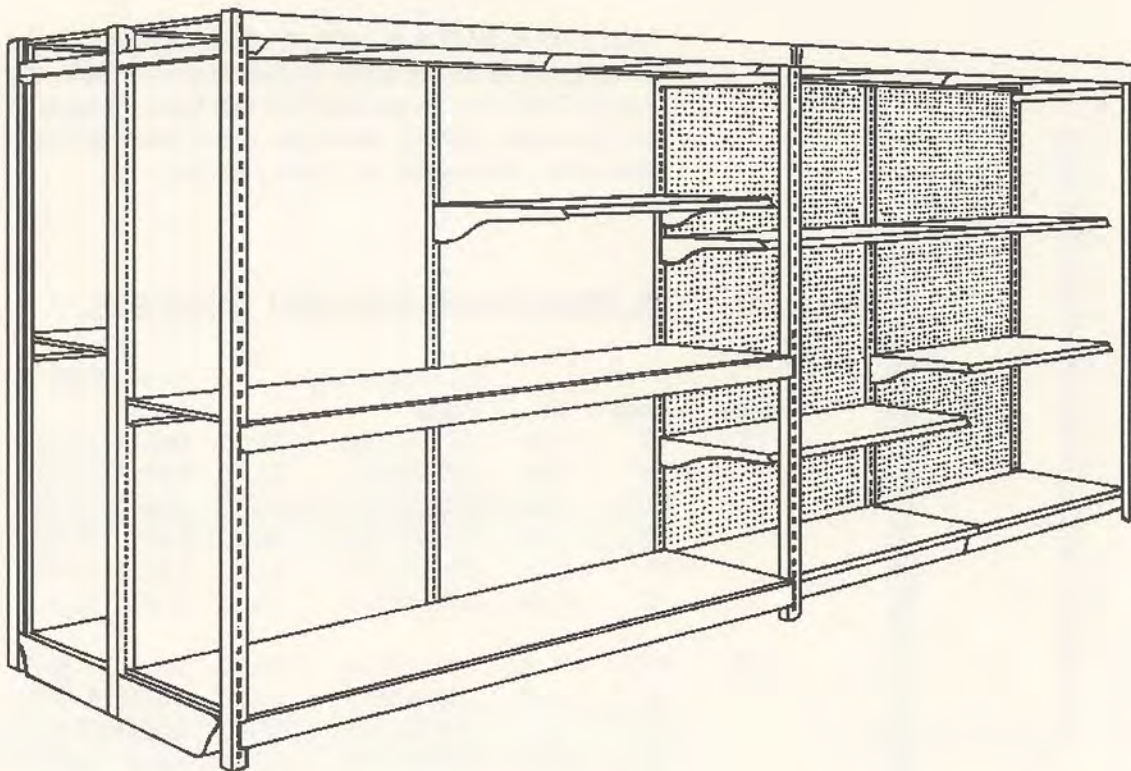
Black Epoxy finish only

Lngth	Wght	Code	
30"	2.5	WSET30BR	9.70



# ULTRA SPAN SHELVING SYSTEM

## 1" ADJUSTABLE



Ultra Span is the combination of Kent's Wide Span and standard 1" adjustable Display Shelving lines. The synergy of these systems yield increased versatility and cubic utilization of selling area. Top decks are flush with display shelving allowing a continuous flat surface for maximum storage. **IMPORTANT** - This system is designed for hand loading **ONLY**. Contact the office or a Kent salesman if a pallet stacker is to be used.

### ORDERING INFORMATION AND RECOMMENDATIONS

1. Identify heights and base shelf depths of gondola and wall fixtures.
2. Standard Ultra Span sections are in 8' lengths. Determine the quantity of upright assemblies needed (number of sections plus one for each end) and order according to height and base depth. Unlike display shelving, quantity of Ultra Span uprights are figured for **EACH** side of a gondola.
3. Order shelf assemblies as required. Ultra Span shelves are available in standard duty and heavy duty beam widths. Capacity is the same as Wide Span Beam loading as shown on page 707.
4. Particle board decks may be used as an option. Board rests on standard display base shelves and requires only a front beam.

**KENT***Store Fixtures*

P.O. Box 170399 Birmingham, Alabama 35217-0399  
Patented in the United States, England, France and Germany.



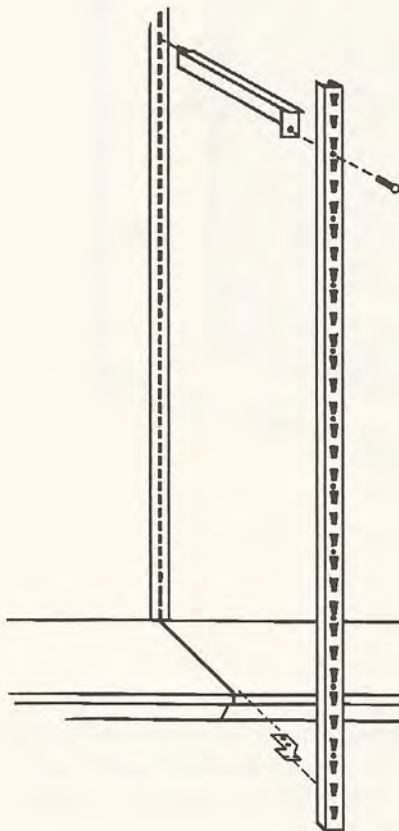
*Prices and products subject to change without notice.*



# 1" ADJUSTABLE

# ULTRA SPAN UPRIGHT ASSEMBLY

Upright Assemblies consist of Ultra Span Upright, Upright Brace, and Base Connector. Assembled in the field, the Upright Brace has an optional bolt that locks securely to the Ultra Span Upright. Base Connector attaches to the base shelf. All required hardware included.



## ULTRA SPAN UPRIGHT ASSEMBLY

Hght	Base	Wt	Standard Duty		Heavy Duty	
			Code		Code	
72"	15"	11.8	USUA7215	35.90	USUA7215HD	45.80
	18"	12.2	USUA7218	35.90	USUA7218HD	45.80
	21"	12.6	USUA7221	36.10	USUA7221HD	46.00
	24"	13.0	USUA7224	36.90	USUA7224HD	46.80
	27"	13.4	USUA7227	37.80	USUA7227HD	47.70
	30"	13.8	USUA7230	38.40	USUA7230HD	48.30
78"	15"	12.5	USUA7815	35.90	USUA7815HD	45.80
	18"	12.9	USUA7818	35.90	USUA7818HD	45.80
	21"	13.3	USUA7821	36.10	USUA7821HD	46.00
	24"	13.7	USUA7824	36.90	USUA7824HD	46.80
	27"	14.1	USUA7827	37.80	USUA7827HD	47.70
	30"	14.5	USUA7830	38.40	USUA7830HD	48.30
84"	15"	13.3	USUA8415	36.60	USUA8415HD	47.10
	18"	13.7	USUA8418	36.60	USUA8418HD	47.10
	21"	14.1	USUA8421	36.80	USUA8421HD	47.30
	24"	14.5	USUA8424	37.60	USUA8424HD	48.10
	27"	14.9	USUA8427	38.50	USUA8427HD	49.00
	30"	15.3	USUA8430	39.10	USUA8430HD	49.60
90"	15"	14.0	USUA9015	37.80	USUA9015HD	48.30
	18"	14.4	USUA9018	37.80	USUA9018HD	48.30
	21"	14.8	USUA9021	38.00	USUA9021HD	48.50
	24"	15.2	USUA9024	38.80	USUA9024HD	49.30
	27"	15.6	USUA9027	39.70	USUA9027HD	50.20
	30"	16.0	USUA9030	40.30	USUA9030HD	50.80
96"	15"	14.8	USUA9615	37.80	USUA9615HD	48.30
	18"	15.2	USUA9618	37.80	USUA9618HD	48.30
	21"	15.6	USUA9621	38.00	USUA9621HD	48.50
	24"	16.0	USUA9624	38.80	USUA9624HD	49.30
	27"	16.4	USUA9627	39.70	USUA9627HD	50.20
	30"	16.8	USUA9630	40.30	USUA9630HD	50.80

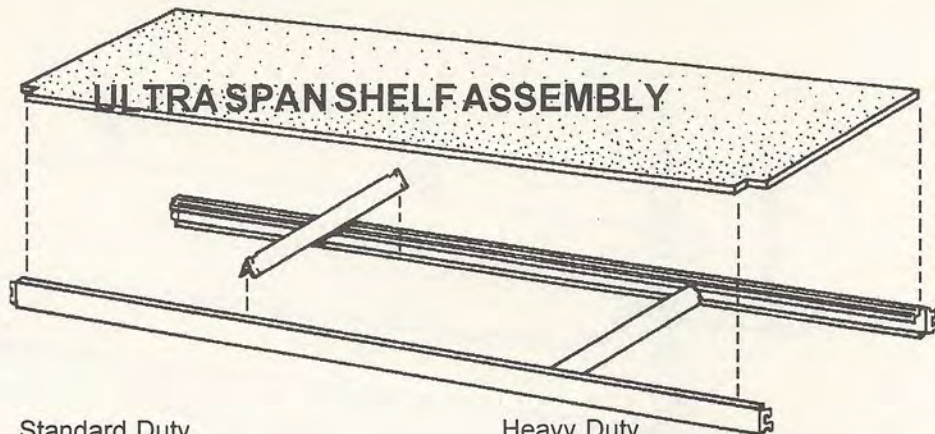




# ULTRA SPAN SHELF ASSEMBLY

1" ADJUSTABLE

Shelf Assemblies consist of a particle board deck, front beam, rear beam, and the appropriate number of deck supports. Standard duty shelves use two supports, heavy duty require three. Refer to page 707 for shelf capacities. Hand loading only.



Width	Length	Standard Duty			Heavy Duty		
		Wt	Code		Wt	Code	
15"	36"	24.0	USSA1536	56.30	31.1	USSA1536HD	80.90
	48"	30.0	USSA1548	56.30	38.2	USSA1548HD	80.90
	72"	44.5	USSA1572	71.80	53.2	USSA1572HD	101.10
	84"	51.5	USSA1584	79.00	62.0	USSA1584HD	112.00
	96"	58.1	USSA1596	79.00	70.4	USSA1596HD	112.00
18"	36"	26.7	USSA1836	56.50	34.7	USSA1836HD	81.50
	48"	33.9	USSA1848	56.50	42.8	USSA1848HD	81.50
	72"	48.7	USSA1872	72.00	59.5	USSA1872HD	101.70
	84"	57.1	USSA1884	79.20	69.0	USSA1884HD	112.60
	96"	64.2	USSA1896	79.20	77.3	USSA1896HD	112.60
21"	36"	29.4	USSA2136	56.90	38.3	USSA2136HD	82.70
	48"	37.8	USSA2148	56.90	47.4	USSA2148HD	82.70
	72"	52.9	USSA2172	72.40	65.8	USSA2172HD	102.90
	84"	62.7	USSA2184	79.60	76.0	USSA2184HD	113.80
	96"	70.3	USSA2196	79.60	84.2	USSA2196HD	113.80
24"	36"	32.3	USSA2436	68.30	41.9	USSA2436HD	95.50
	48"	41.1	USSA2448	68.30	52.3	USSA2448HD	95.50
	72"	57.8	USSA2472	90.30	70.9	USSA2472HD	122.20
	84"	66.9	USSA2484	97.50	80.5	USSA2484HD	133.10
	96"	76.3	USSA2496	97.50	90.6	USSA2496HD	133.10
27"	36"	34.8	USSA2736	69.10	45.0	USSA2736HD	98.20
	48"	43.9	USSA2748	69.10	55.2	USSA2748HD	98.20
	72"	63.5	USSA2772	91.10	76.9	USSA2772HD	124.90
	84"	72.7	USSA2784	98.30	87.1	USSA2784HD	135.80
	96"	82.4	USSA2796	98.30	97.9	USSA2796HD	135.80
30"	36"	37.6	USSA3036	69.50	48.9	USSA3036HD	100.60
	48"	47.8	USSA3048	69.50	59.8	USSA3048HD	100.60
	72"	67.5	USSA3072	91.50	82.0	USSA3072HD	127.30
	84"	78.0	USSA3084	98.70	93.3	USSA3084HD	138.20
	96"	88.3	USSA3096	98.70	104.7	USSA3096HD	138.20

**KENT**

Store Fixtures

P.O. Box 170399 Birmingham, Alabama 35217-0399  
Patented in the United States, England, France and Germany.

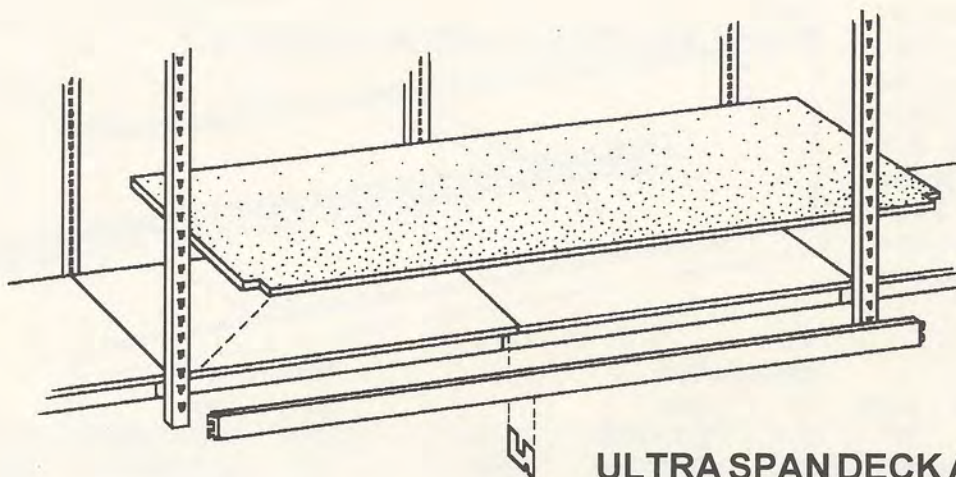


Prices and products subject to change without notice.



# 1" ADJUSTABLE

# ULTRA SPAN DECK ASSEMBLIES



## ULTRA SPAN DECK ASSEMBLY

Deck assemblies consist of a particle board deck, front beam and a stabilizer. Standard base shelf of display fixture required whether or not a particle board deck is used. Aligns with the 4" low base shoe.

Width	Length	Wt	Code	
18"	36"	20.0	USDA1836HD	37.80
	48"	26.7	USDA1848HD	37.80
	72"	39.7	USDA1872HD	51.90
	84"	46.1	USDA1884HD	57.40
	96"	52.7	USDA1896HD	57.40
21"	36"	22.0	USDA2136HD	37.80
	48"	29.1	USDA2148HD	37.80
	72"	43.4	USDA2172HD	51.90
	84"	50.9	USDA2184HD	57.40
	96"	58.0	USDA2196HD	57.40
24"	36"	23.9	USDA2436HD	48.80
	48"	31.7	USDA2448HD	48.80
	72"	47.8	USDA2472HD	69.40
	84"	55.4	USDA2484HD	74.90
	96"	63.5	USDA2496HD	74.90
27"	36"	25.7	USDA2736HD	48.80
	48"	34.3	USDA2748HD	48.80
	72"	51.5	USDA2772HD	69.40
	84"	59.6	USDA2784HD	74.90
	96"	68.6	USDA2796HD	74.90
30"	36"	28.0	USDA3036HD	48.80
	48"	37.1	USDA3048HD	48.80
	72"	55.5	USDA3072HD	69.40
	84"	64.7	USDA3084HD	74.90
	96"	73.9	USDA3096HD	74.90

**KENT**

Store Fixtures

P.O. Box 170399 Birmingham, Alabama 35217-0399  
Patented in the United States, England, France and Germany.



Prices and products subject to change without notice.



# ULTRA SPAN COMPONENT PARTS

# 1" ADJUSTABLE

## ULTRA SPAN UPRIGHT

Standard Duty				Heavy Duty			
Hght	Wt	Code		Hght	Wt	Code	
72"	9.3	USU72	23.50	72"	15.8	USU72HD	33.40
78"	10.0	USU78	23.50	78"	16.5	USU78HD	33.40
84"	10.7	USU84	24.20	84"	17.2	USU84HD	34.70
90"	11.4	USU90	25.40	90"	17.9	USU90HD	35.90
96"	12.1	USU96	25.40	96"	18.6	USU96HD	35.90

## UPRIGHT/BASE CONNECTOR

Wt	Code	
0.1	USBC	2.30

## UPRIGHT BRACE

Dpth	Wt	Code	
15"	2.5	USUB15	10.10
18"	2.8	USUB18	10.10
21"	3.2	USUB21	10.30
24"	3.6	USUB24	11.10
27"	4.0	USUB27	12.00
30"	4.4	USUB30	12.60

## ULTRA SPAN BEAM STABILIZER

0.2	USDBSHD	2.80
-----	---------	------

## ULTRA SPAN FRONT BEAM

Standard Duty				Heavy Duty			
Lngth	Wt	Code		Lngth	Wt	Code	
36"	5.5	USFB36	17.00	36"	6.7	USFB36HD	21.60
48"	7.1	USFB48	17.00	48"	8.8	USFB48HD	21.60
72"	10.1	USFB72	20.80	72"	13.2	USFB72HD	27.70
84"	11.8	USFB84	24.40	84"	15.3	USFB84HD	33.20
96"	13.7	USFB96	24.40	96"	17.5	USFB96HD	33.20

## ULTRA SPAN REAR BEAM

Standard Duty				Heavy Duty			
Lngth	Wt	Code		Lngth	Wt	Code	
36"	5.5	USRB36	17.90	36"	6.7	USRB36HD	22.50
48"	7.1	USRB48	17.90	48"	8.8	USRB48HD	22.50
72"	10.1	USRB72	21.60	72"	13.2	USRB72HD	28.60
84"	11.8	USRB84	25.20	84"	15.3	USRB84HD	34.00
96"	13.7	USRB96	25.20	96"	17.5	USRB96HD	34.00

## ULTRA SPAN DECK SUPPORTS

Standard Duty				Heavy Duty			
Dpth	Wt	Code		Dpth	Wt	Code	
15"	1.5	USDS15	4.00	15"	2.8	USDS15HD	7.80
18"	1.8	USDS18	4.10	18"	3.3	USDS18HD	8.00
21"	2.1	USDS21	4.30	21"	3.8	USDS21HD	8.40
24"	2.4	USDS24	4.50	24"	4.3	USDS24HD	9.00
27"	2.7	USDS27	4.90	27"	4.8	USDS27HD	9.90
30"	3.0	USDS30	5.10	30"	5.3	USDS30HD	10.70

# KENT

Store Fixtures

P.O. Box 170399 Birmingham, Alabama 35217-0399  
Patented in the United States, England, France and Germany.



Prices and products subject to change without notice.



## ULTRA SPAN PARTICLE BOARD SHELVES

UPPER SHELVES					BASE DECKS				
Wdth	Lngth	Wt	Code		Wdth	Lngth	Wt	Code	
15"	36"	10.4	USS1536	13.40	15"	36"	11.0	USD1536	13.40
	48"	13.9	USS1548	13.40		48"	14.8	USD1548	13.40
	72"	20.7	USS1572	21.40		72"	22.2	USD1572	21.40
	84"	24.3	USS1584	21.40		84"	26.0	USD1584	21.40
	96"	27.7	USS1596	21.40		96"	29.6	USD1596	21.40
18"	36"	12.4	USS1836	13.40	18"	36"	13.0	USD1836	13.40
	48"	16.6	USS1848	13.40		48"	17.4	USD1848	13.40
	72"	24.8	USS1872	21.40		72"	26.1	USD1872	21.40
	84"	29.0	USS1884	21.40		84"	30.5	USD1884	21.40
	96"	33.1	USS1896	21.40		96"	34.8	USD1896	21.40
21"	36"	14.5	USS2136	13.40	21"	36"	15.0	USD2136	13.40
	48"	19.3	USS2148	13.40		48"	20.0	USD2148	13.40
	72"	28.9	USS2172	21.40		72"	30.0	USD2172	21.40
	84"	33.7	USS2184	21.40		84"	35.0	USD2184	21.40
	96"	38.5	USS2196	21.40		96"	40.0	USD2196	21.40
24"	36"	16.5	USS2436	24.40	24"	36"	17.0	USD2436	24.40
	48"	22.0	USS2448	24.40		48"	22.7	USD2448	24.40
	72"	33.2	USS2472	38.90		72"	34.1	USD2472	38.90
	84"	38.5	USS2484	38.90		84"	39.8	USD2484	38.90
	96"	44.0	USS2496	38.90		96"	45.5	USD2496	38.90
27"	36"	18.5	USS2736	24.40	27"	36"	18.9	USD2736	24.40
	48"	24.6	USS2748	24.40		48"	25.2	USD2748	24.40
	72"	36.8	USS2772	38.90		72"	37.8	USD2772	38.90
	84"	42.9	USS2784	38.90		84"	44.1	USD2784	38.90
	96"	49.0	USS2796	38.90		96"	50.4	USD2796	38.90
30"	36"	20.2	USS3036	24.40	30"	36"	20.9	USD3036	24.40
	48"	26.9	USS3048	24.40		48"	27.8	USD3048	24.40
	72"	40.4	USS3072	38.90		72"	41.8	USD3072	38.90
	84"	47.1	USS3084	38.90		84"	48.9	USD3084	38.90
	96"	53.9	USS3096	38.90		96"	55.7	USD3096	38.90

### IMPORTANT INFORMATION

#### SHELF and DECK SIZES:

1. Shelves and decks require 1 1/8" deep x 7/8" wide notches on both front corners.
2. Actual length = nominal size(length)
3. Actual upper shelf width = nominal width + 7/8"
4. Actual base deck width = nominal width + 1 7/8"

# KENT

Store Fixtures

P.O. Box 170399 Birmingham, Alabama 35217-0399  
Patented in the United States, England, France and Germany.



Prices and products subject to change without notice.



# *the* • Alphabetical Index •

## **B**

Backpanel Double Channel	102
Backpanel Kickplate	104
Backpanels, Hardboard	102
Backpanels, Extension	108
Backpanels, Pegboard	103
Backpanels, Slatwall	M4
Backpanels, Striped	103
Backpanels, Woodgrain	102
Backpanels, Mirror Vinyl	102
Back-to-back Connector	708
Bag Dividers	503
Base Shelf, Angle Front	106
Base Shelf, Boat Molding	106
Base Shelf, Standard Molding	105
Base Shelf, Uptilt Molding Front	106
Base Supports, See-Thru	109
Basket, Open End	201
Battery Rack	709
Battery Rack Adaptor	710
Battery Rack Beam	710
Battery Rack Frame	710
Battery Rack Track	710
Binning, Metal	407
Binning, Wire	021
Bookshelf	307
Bookshelf End	307
Bracket, Broom & Basket	207
Bracket, Canopy	202
Bracket, Countertop	411
Bracket, Divider	407
Bracket, Extension Panel	208
Bracket, Extension	411
Bracket, Flush	411
Bracket, Glass Shelf	304
Bracket, Hang Rod	308
Bracket, Mounting	012
Bracket, Pipe	406
Bracket, 3/4 Recess	411
Bracket, Universal Hardware Adptr	309
Break & Cake Shelf	201
Broom & Basket Rod	207
Broom Hook	401
Broom & Mop Shelf	207

## **C**

Canopy Bracket	204
Canopy Extension Bracket	411
Canopy Fascia, Brass	204
Canopy Fascia, Melamine	202
Canopy Fascia, Woodgrain	202
Canopy End, Brass	202
Canopy End, Melamine	202
Canopy Shelf	205
Carpeted Shelves	018
Center Clip, See-thru Unit	109
Checkout Bag Dividers	503
Checkout Counter, L-Shaped Metal	502
Checkout Counter, Straight Metal	502
Checkout Drawer	504
Checkout Security Screen	504
Checkout Traffic Panel	504
Corner Unit Assembly	111
Corner Unit, Upper Shelves	110
Corner Unit, Fascia	110
Corner Unit, Mirror Assembly	110
Cover, Universal Jacket	M10
Cross Divider	021
Crossbar	404
Crossbar Dividers	404

## **D**

Detachable Lip	022
Display Frame	406
Display, Multi-Purpose	M9
Display Shelf, 45° Angle Front	306
Display, Tri	M2
Dividerbar	404
Dividerbar Hook Dividers	404
Divider Bracket	407
Divider, Metal Bracket	407
Divider, Open End Basket	201
Divider, Wire Fencing	021
Door Kit, End	409
Door Kit, Glass	408
Door Kit, Hardboard	408
Door Kit	408
Drawer Unit	607
Drug Bay	603

*the* **KENT** *corporation*

P.O. Box 170399 Birmingham, AL 35217-0399

*Prices and products subject to change without notice.*

Patented in the United States, England, France and Germany.

**August 1, 2001**



# *the* • Alphabetical Index •

## **E**

Embossed Kickplate	105
End Clips, See-thru Unit	105
End Covers	101
End Display, Pricing Guide	013
ED Base Shelf	305
End Frame	302
End Merchandiser	201
End Panel, Melamine	112
End Platform	303
Extended Panel	208
Extended Peg Display	208
Extended Shelf	208
Extension Bracket	411
Extensions, Backpanels	108
Extensions, Uprights	108

## **F**

Fascia, Brass	204
Fascia, Hardboard	202
Fascia, Mirror	202
Fascia, Melamine Woodgrain	202
Fence, Free Standing	021
Fence, Lockstyle	020
Floor Anchor, Wide Span	708
Floor Shim, Wide Span	708
Flush Shelf Bracket	411
Flush Snap-on Molding	019
Four Way Cap	M8
Four Way Deck	M8
Four Way Frame	M8
Four Way Display	M6
Frame Connector, Wide Span	708
Fully Perforated Shelf	306

## **G**

Glass Bracket	304
Glass Bracket, HD	304
Glass Cushion	304
Glass Shelf	304
Glass Shelf Frame	304
Glass Support Channel	304

## **G cont'd**

Gold Fascia	204
Gold Molding	019
Gondola, Mobile	M1
Gondola Pricing Guide	003

## **H**

Hangrod	308
Hangrod Bracket	308
Hangrod Bracket, Straight	308
Hangrod End Cap	308
Hangrod with Insert	308
Hardboard Fascia	202
Hardboard Backs	102
Hardware Adapter	309
Hardware Hook	401
Heavy Duty Shell	017
Hook, Dividerbar	404
Hook, Ball-end & Pegboard	402
Hook, Heavy Duty Pegboard	402
Hook, Loadbar	403
HS Components	114

## **I**

Inside Corner Fascia	110
Inside Corner Installation	111
Inside Corner I Shelf	110
Intermediate Top Cap	109

## **K**

Kickplate, Embossed	104
Kickplate, Open Base	104
Kickplate, Rear	201

## **L**

L-Shaped Checkout	502
Laminate Molding	019
Lawnmower Display	407
Light Fixtures	205
Loadbars	403
Lockfence	020
Lockfence Divider	020
Lumber Display Shelf	405



*the* **KENT** corporation

P.O. Box 170399 Birmingham, AL 35217-0399

Patented in the United States, England, France and Germany.

*Prices and products subject to change without notice.*

**August 1, 2001**



# the • Alphabetical Index •

## M

Magazine Rack, Single Pocket	307
Magazine Rack, Three Pocket	307
Magazine Rack, Two Pocket	307
Merchandiser, End Display	201
Merchandiser, End Frame	302
Metal Divider Bracket	407
Mirror Assembly	206
Mirror Assembly Glass	206
Mirror Assembly, Corner	110
Mirror Canopy End	202
Mirror Fascia	202
Mirror Hardboard	102
Mirror Pegboard	103
Mobile Gondola	M1
Molding, Bumper Tag 55"	019
Molding, Laminate	019
Molding, Price Tag	019
Molding, Snap-on Shelf	019
Mounting Bracket	012
Multi-Purpose Display	M9

## O

Offset End Frame	301
Open Back Base Filler	109
Open Back Base Support	109
Open Back Upright Clip	109
Open Back Top Cap	109
Open Base Frame	104
Open End Basket	201

## P

Peg Display	208
Peg Display, Four Way	M7
Peg Extension Bar	404
Peg Hooks, Ball End	402
Pegboard Backs	103
Pegboard Extension Backs	108
Pipe Bracket	406
Prescription Bay	603
Prescription Bay End Panels	603
Prescription Bay End Unit	603
Prescription Bay Shelves	603

## P cont'd

Prescription Countertop	602
Prescription Drawer	607
Prescription Bottle Unit	605
Prescription Five Drawer Unit	607
Prescription Four Drawer Unit	606
Prescription Narcotics Unit	604
Prescription Open Storage Unit	605
Prescription Open Storage/Drawer	605
Prescription Sink Unit	604
Prescription Trash Container Unit	606
Price Tag Molding	019
Product Retainer, Metal	022
Product Retainer, Metal Binning	407
Product Retainer, Wire Binning	021

## R

Rack, Battery	709
Reel Frame	410
Register Security Screen	504

## S

Saw Blade Display	405
Security Screen	504
See-thru Base Filler	109
See-thru Base Support	109
See-thru Center Upright Clip	109
See-thru End Upright Clip	109
See-thru Top Cap	109
Shelf Glass	304
Shelf Liner	018
Shelf Molding	019
Shelf Opening Filter	109
Shelf, Angle Front Base	106
Shelf, Bakery Wire	201
Shelf, Boat Molding Base	106
Shelf, Book	307
Shelf, Broom & Mop	207
Shelf, Carpeted	018
Shelf, Extended	208
Shelf, Fully Perforated	306
Shelf, Heavy Duty	017
Shelf, Standard Duty	015

the **KENT** corporation

P.O. Box 170399 Birmingham, AL 35217-0399

Prices and products subject to change without notice.

Patented in the United States, England, France and Germany.

August 1, 2001



# *the* • Alphabetical Index •

## **S cont'd**

Shelf, Trimline	016
Shelf, Universal	M11
Shelf, 45° Angle Display	306
Shoe, High Base	105
Shoe, Low Base	105
Shoe, Standard Base	105
Shoe Cap	105
Shoe Cap, End Base	305
Slant Mirror Assembly	207
Slatwall Back	M4
Sliding Door Kits	408
Snap-on Molding	019
Straight Checkouts	503
Straight Fence	021

## **T**

Tag Molding	019
Tie Bar	104
Tire Rack	410
Tire Rack Rod Divider	410
Tire Rack Support	410
Top Cap	104
Top Cap, Optional	107
Towel Frame	309
Traffic Panel, Laminate	504
Traffic Panel, Melamine	504
Tri-Display	M2
Trimline Shelf	016

## **U**

Ultra Span (1" Adj Shelving Only)	711
Ultra Span Base Connector	715
Ultra Span Brace	715
Ultra Span Deck	716
Ultra Span Deck Assembly	714
Ultra Span Deck Support	715
Ultra Span Front Beam	715
Ultra Span Rear Beam	715
Ultra Span Shelf	716
Ultra Span Shelf Assembly	713
Ultra Span Shelf Upright	715
Ultra Span Upright Assembly	712

## **U cont'd**

Universal Hardware Adapter	309
Universal Shelf	M11
Universal Shelf Jacket	M10
Upright	101
Upright Cap	104
Upright Cap, Optional	107
Upright End Cover	101
Upright End Cover, Optional	107
Upright Extension	108

## **V**

Vinyl Canopy Panel	203
Vinyl Steel Fascia	204
Vinyl End Panel	112
Vinyl Shelf Liner	018
Vinyl Woodgrain Fascia	204

## **W**

Wall Mount Upright	113
Wall Pricing Guide	010
Welded (shelf) Lip	022
Wide Span Beam	703
Wide Span Beam, Heavy Duty	706
Wide Span Capacity	707
Wide Span Deck	704
Wide Span Deck Support	703
Wide Span Deck, Heavy Duty	707
Wide Span Deck Support, HD	706
Wide Span Frame	702
Wide Span Frame, Heavy Duty	705
Wire Basket, Open End	201
Wire Basket Dividers	201
Wire Binning	020
Wire Bread Shelf	201
Wire Fence	021
Woodgrain Backpane	102
Woodgrain Canopy Fascia	202
Woodgrain Canopy Panel	203
Woodgrain End Panel	112
Wrap Around Shelf	206

*the* **KENT** *corporation*

P.O. Box 170399 Birmingham, AL 35217-0399

Patented in the United States, England, France and Germany.

August 1, 2001

*Prices and products subject to change without notice.*